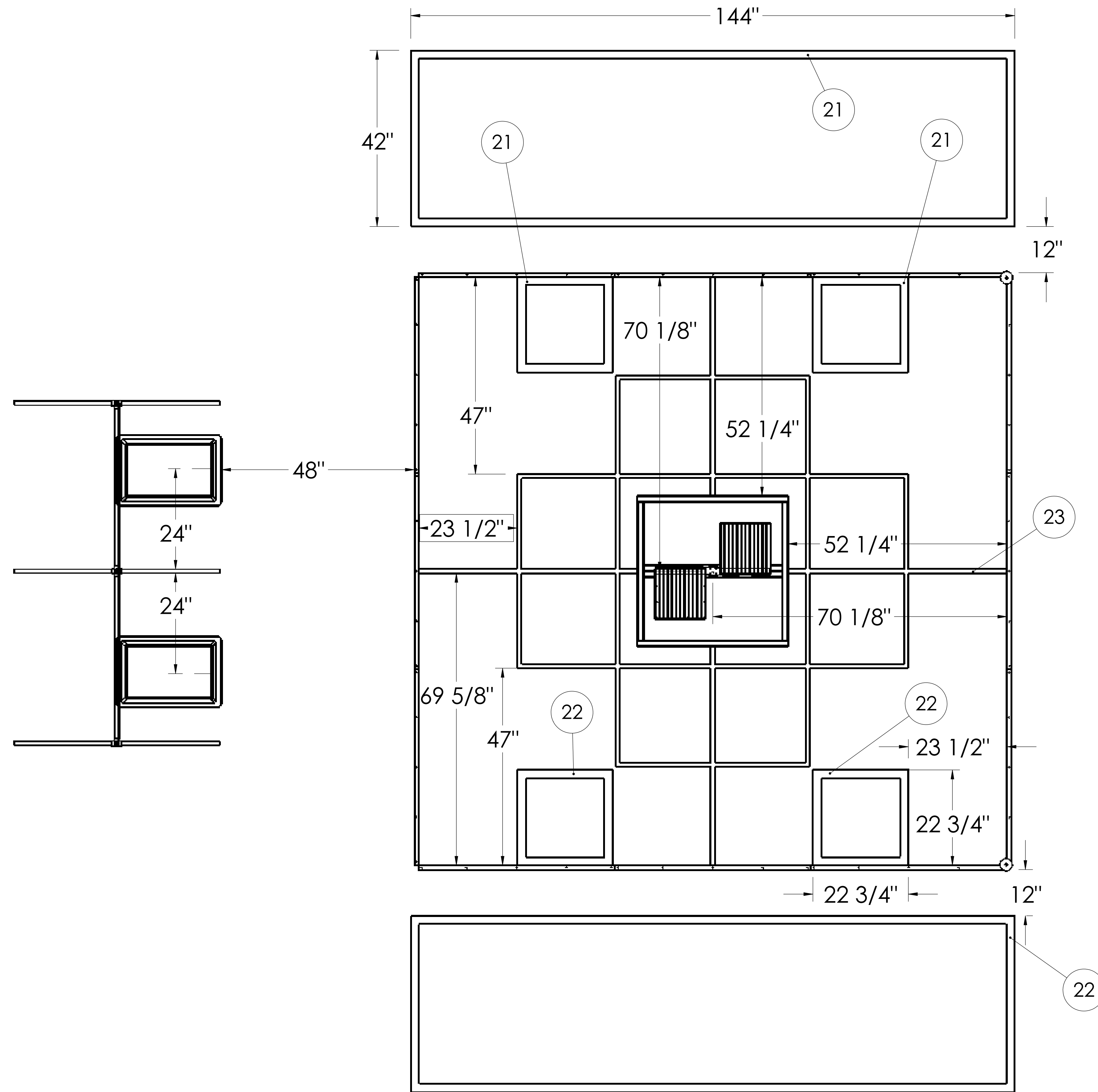


NOTE: This drawing package should be used in conjunction with the "Zen and the Art of Field Construction" guide.

UNLESS OTHERWISE SPECIFIED:		NAME	DATE	FIRST 200 Bedford Street, Manchester, N. H. 03101 (603) 666-3906 - FAX (603) 666-3907
DIMENSIONS ARE IN INCHES		PMR	7-09	
TOLERANCES:				TITLE: FIELD COVER SHEET
FRACTIONAL: ±				
ANGULAR: MACH ±	REV D ±			
TWO PLACE DECIMAL ±	THREE PLACE DECIMAL ±			
INTERPRET GEOMETRIC TOLERANCING PER:		Q.A.		SIZE DWG. NO. REV D FTC0901-1
MATERIAL:		COMMENTS:		
FINISH:				SCALE: 1:32 SHEET 1 OF 19

ITEM NO.	PART NUMBER	DESCRIPTION	QTY.
21	TAPE, GAFFERS 2" BLUE		AR
22	TAPE, GAFFERS 2" RED		AR
23	TAPE, GAFFERS 1" WHITE		AR



UNLESS OTHERWISE SPECIFIED:		NAME	DATE
DIMENSIONS ARE IN INCHES	DRAWN	PMR	7-09
TOLERANCES:	CHECKED		
FRACTIONAL ±	ENG APPR:		
ANGULAR MATCH ±	MFG APPR:		
BEND ±	Q.A.		
TWO PLACE DECIMAL ±	COMMENTS:		
THREE PLACE DECIMAL ±			
INTERPRET GEOMETRIC TOLERANCING PER:			
MATERIAL			
FINISH			

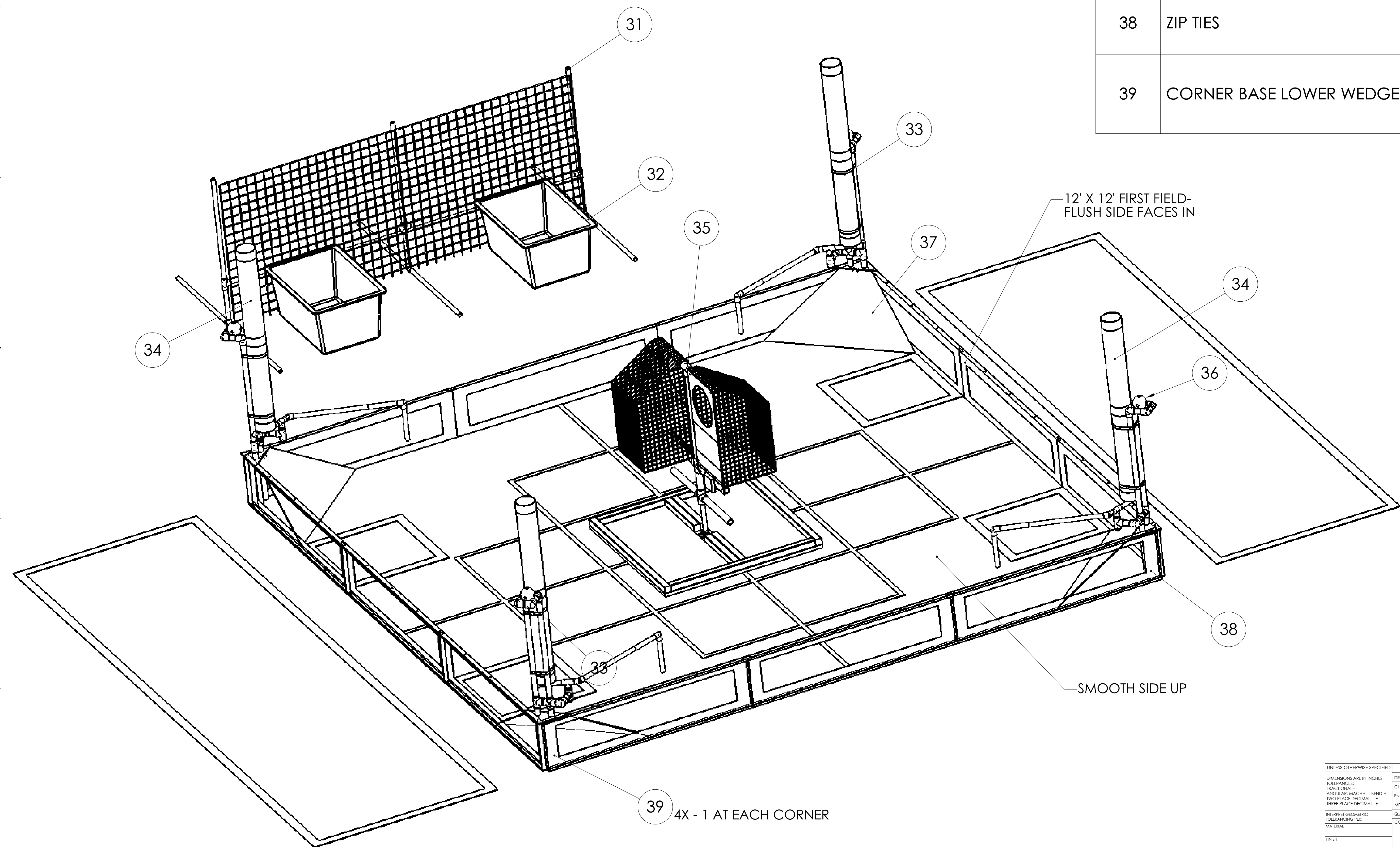
FIRST
200 Bedford Street, Manchester, N. H. 03101
(603) 666-3906 - FAX (603) 666-3907

TITLE: **FIELD TAPE LAYOUT**

SIZE DWG. NO. **D FTC0901-1** REV

SCALE: 1:32 SHEET 2 OF 19

ITEM NO.	PART NUMBER	DESCRIPTION	QTY.
31	BACKSTOP	SHEET 4	1
32	BIN	SHEET 19	2
33	BALL CHUTE BLUE	SHEET 10	2
34	BALL CHUTE RED	SHEET 7	2
35	CENTER GOAL	SHEET 13	1
36	BONUS BALL		4
37	CORNER BASE	SHEET 5	4
38	ZIP TIES	USED TO SECURE LOWER PORTION OF CHUTE TO FIELD BORDER	8
39	CORNER BASE LOWER WEDGE	SHEET 5 - USED TO SPACE BALL CHUTE PIPE SUPPORTS AWAY FROM CORNER	4



UNLESS OTHERWISE SPECIFIED:		NAME	DATE
DIMENSIONS ARE IN INCHES	FRACTIONAL	PMR	7-09
TOLERANCES:	ANGULAR: MINCH ±	ENG APPR:	
	BEND ±	MFG APPR:	
	TWO PLACE DECIMAL ±	Q.A.:	
	THREE PLACE DECIMAL ±	COMMENTS:	
INTERPRET GEOMETRIC TOLERANCING PER:			
MATERIAL:			
FINISH:			

FIRST
200 Bedford Street, Manchester, N. H. 03101
(603) 666-3906 - FAX (603) 666-3907

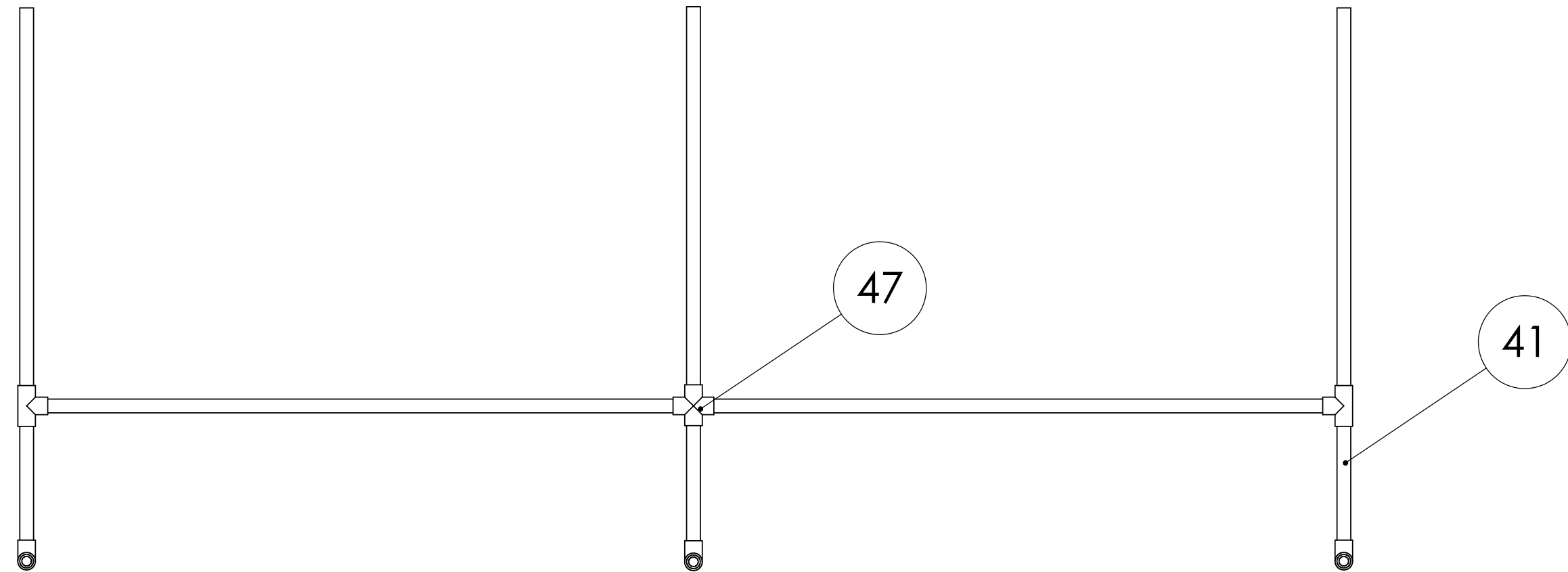
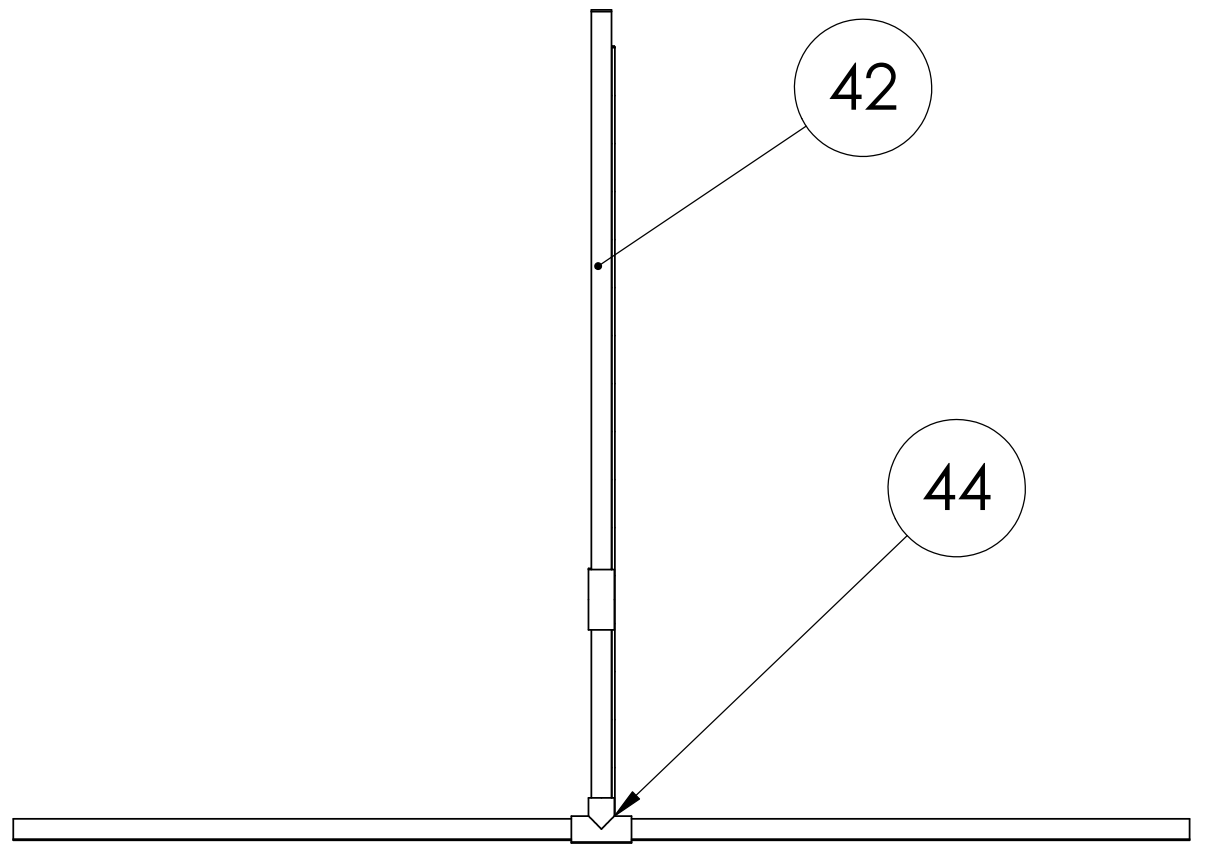
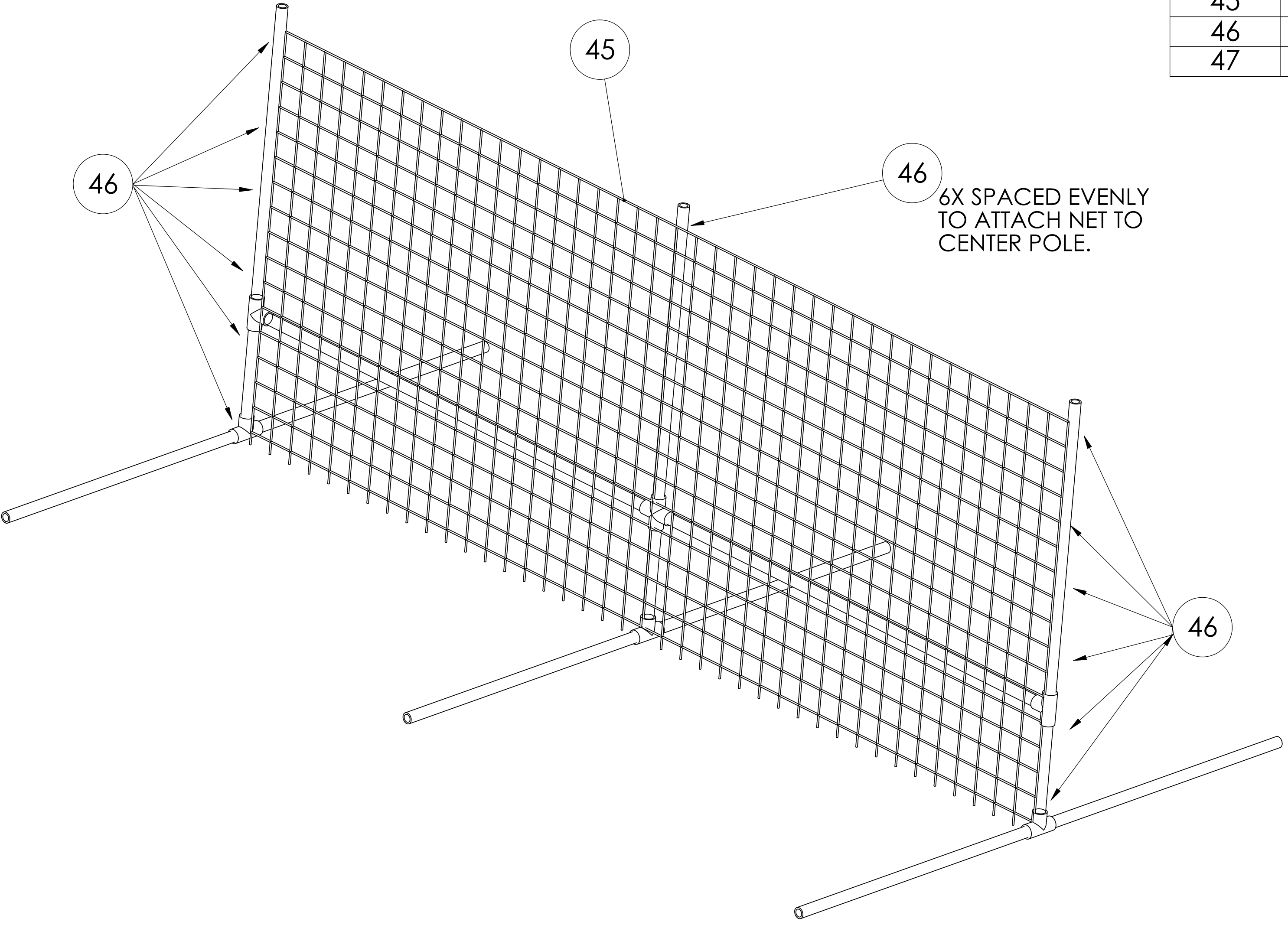
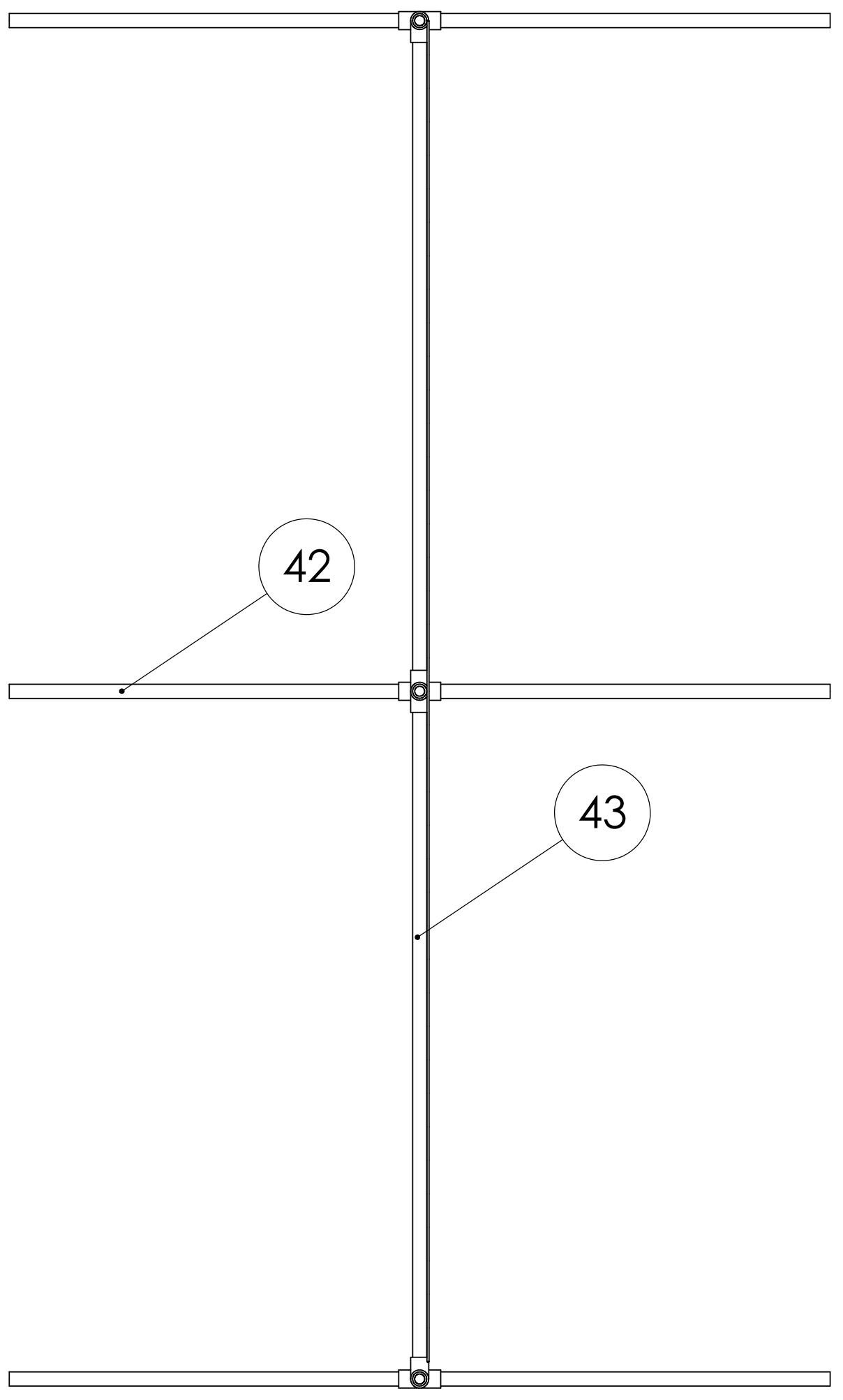
TITLE:
FIELD COMPONENT LAYOUT

SIZE DWG. NO. REV
D FTC0901-1

SCALE: 1:24 SHEET 3 OF 19

39 4X - 1 AT EACH CORNER

ITEM NO.	PART NUMBER	DESCRIPTION	QTY.
41	1/2" PVC PIPE X 10.5"		3
42	1/2" PVC PIPE X 24"		9
43	1/2" PVC PIPE X 40"		2
44	1/2" PVC PIPE TEE		5
45	NET 36" X 80"		1
46	4" TIE WRAPS		18
47	1/2" PVC PIPE CROSS		1



UNLESS OTHERWISE SPECIFIED:		NAME	DATE
DIMENSIONS ARE IN INCHES	FRACTIONAL ±	DRAWN	PMR 7-09
TOLERANCES:	DECIMAL ±	CHECKED	
FRACTIONAL ±	ANGULAR: MATCH ±	ENG APPR:	
DECIMAL ±	BEND ±	MFG APPR:	
TWO PLACE DECIMAL ±	THREE PLACE DECIMAL ±	Q.A.	
INTERPRET GEOMETRIC TOLERANCING PER:		COMMENTS:	
MATERIAL:			
FINISH:			

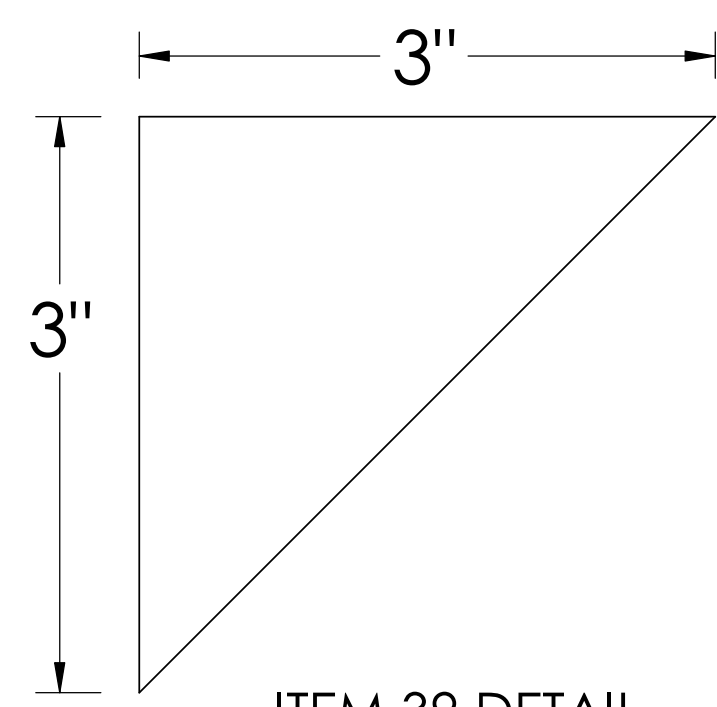
FIRST
200 Bedford Street, Manchester, N. H. 03101
(603) 666-3906 - FAX (603) 666-3907

TITLE: BACKSTOP

SCALE: 1:12

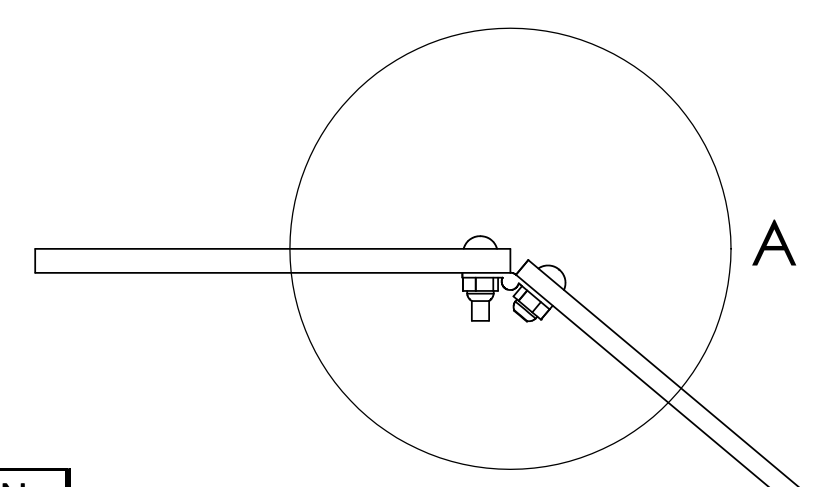
SIZE DWG. NO. **D** FTC0901-1

REV SHEET 4 OF 19

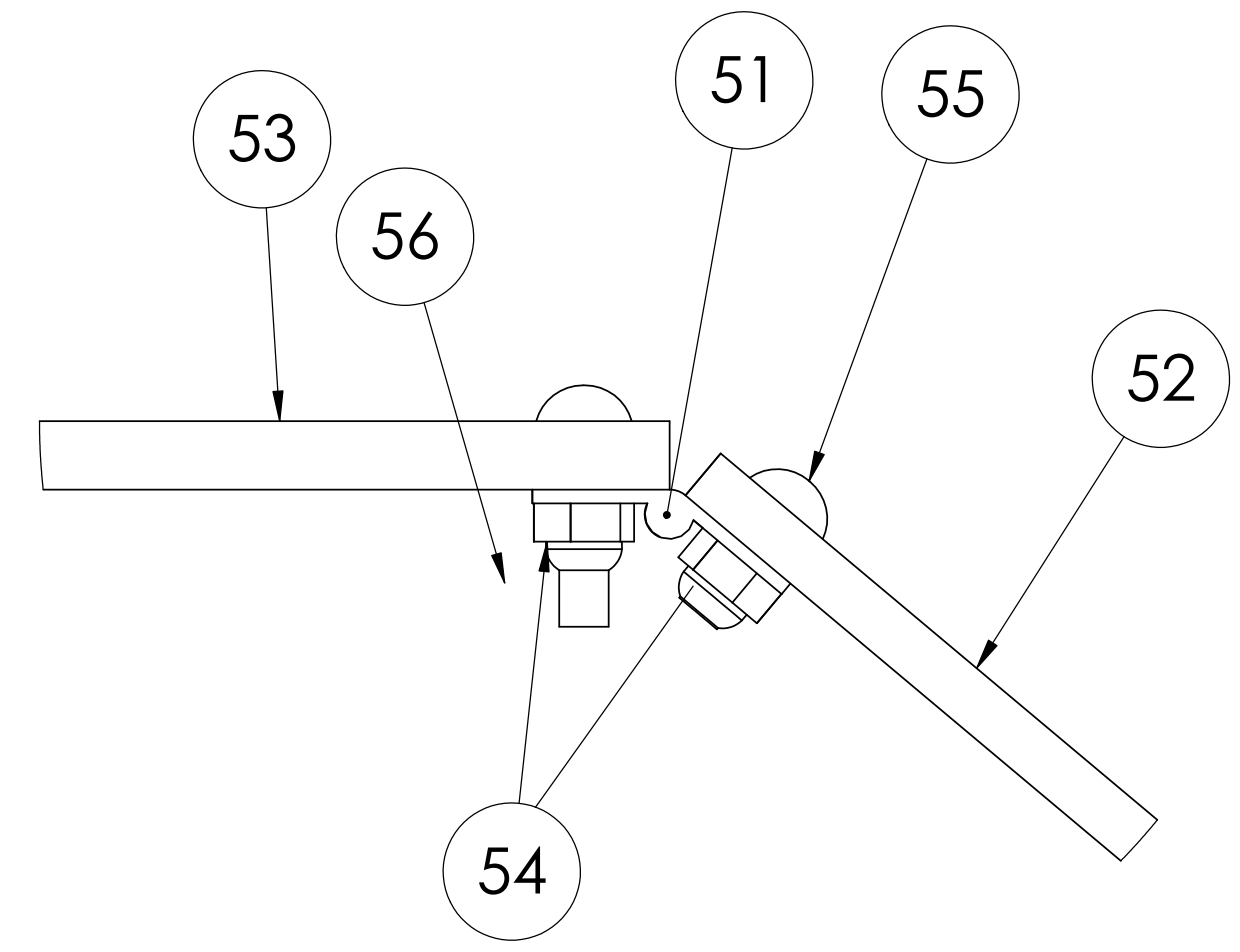


ITEM 39 DETAIL

HOLE LOCATION BASED ON FIELD TYPE		
DIMENSION	IFI FIELD	FIRST FIELD
A	1-3/4"	2-1/8"
B	3-1/2"	3-1/8"

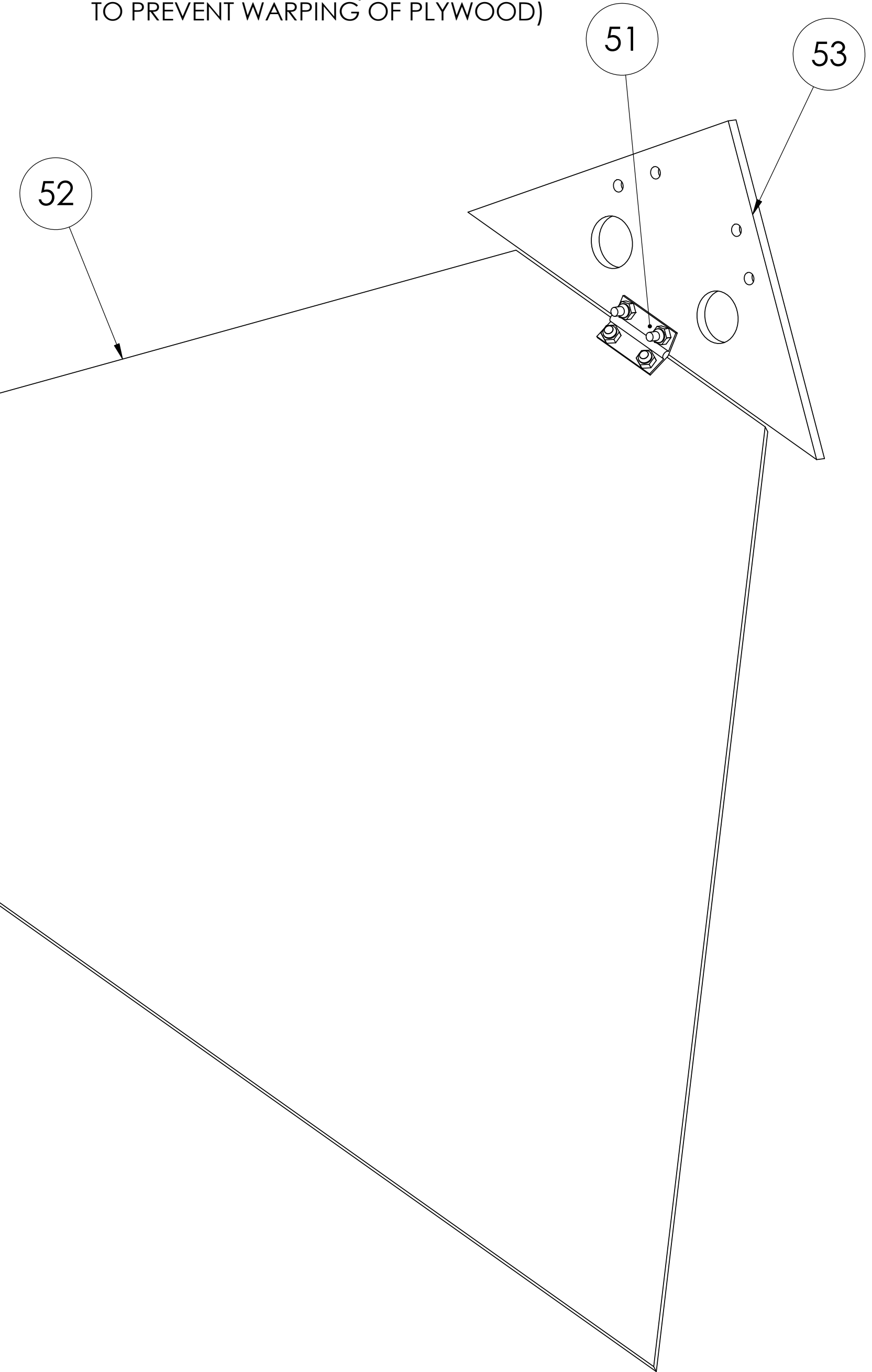
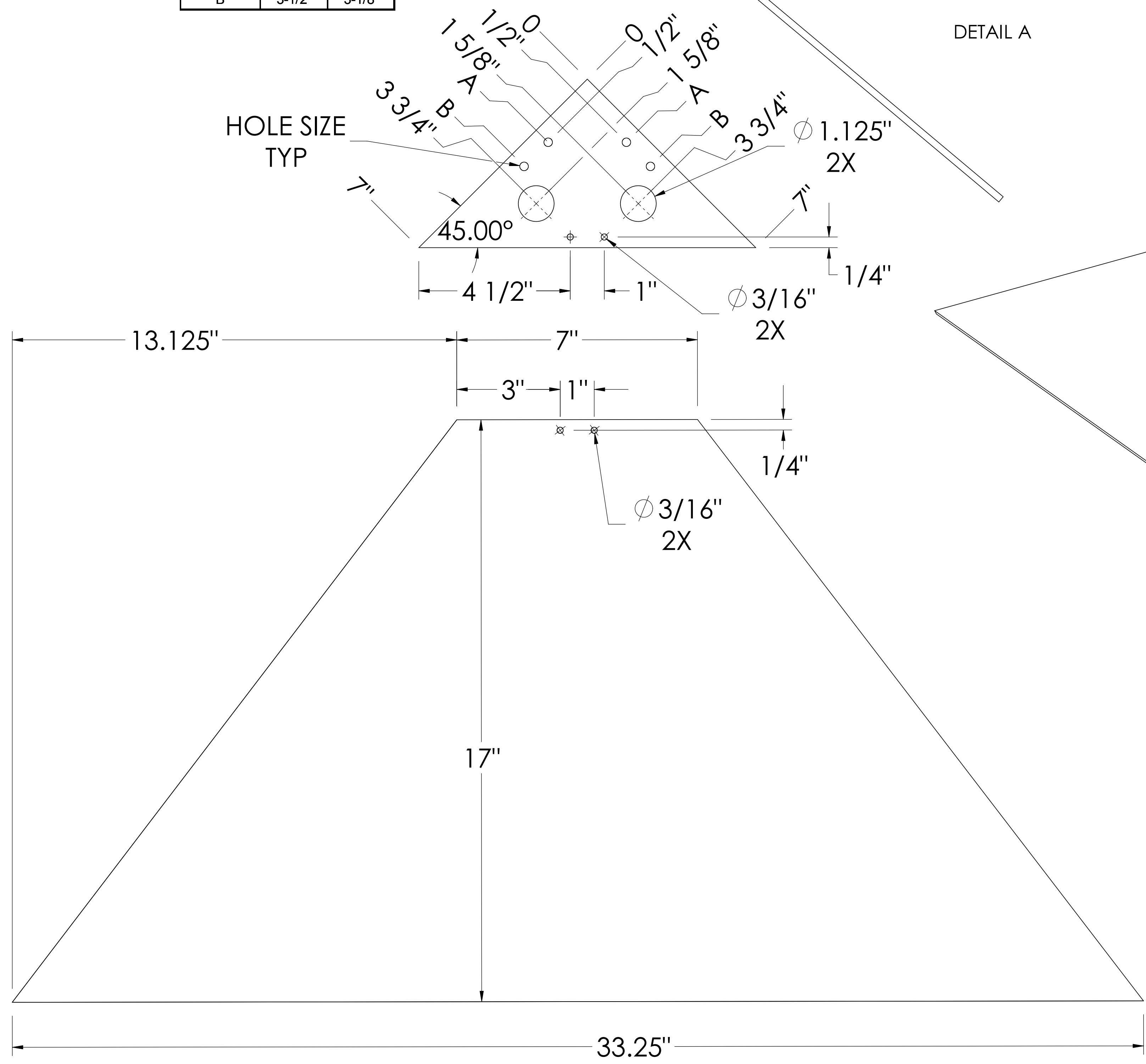


DETAIL A



ITEM NO.	PART NUMBER	DESCRIPTION	QTY.
51	HINGE	1-1/2" HINGE	1
52	CORNER_BASE	1/4" PLYWOOD	1
53	CORNER_BRACKET	1/2" PLYWOOD	1
54	8-32 LOCK NUT		4
55	8-32 X 1/2" BUTTON HEAD SCREW		2
56	8-32 X 3/4" BUTTON HEAD SCREW		2
57	WHITE PAINT		
39	CORNER BASE LOWER WEDGE	1/2" PLYWOOD SEE DETAIL	1

NOTE: PAINT ITEMS 52 AND 53 ON ALL SIDES WHITE PAINT, ITEM 57. (PAINT ALL SIDES TO PREVENT WARPING OF PLYWOOD)




UNLESS OTHERWISE SPECIFIED:		NAME	DATE
DIMENSIONS ARE IN INCHES	DRAWN	PMR	7-09
TOLERANCES:	CHECKED		
FRACTIONAL ±	ENG APPR:		
ANGULAR: MACH ±	MFG APPR:		
BEND ±	Q.A.:		
TWO PLACE DECIMAL ±	COMMENTS:		
THREE PLACE DECIMAL ±			
INTERPRET GEOMETRIC TOLERANCING PER:			
MATERIAL:			
FINISH:			

FIRST
200 Bedford Street, Manchester, N. H. 03101
(603) 666-3906 - FAX (603) 666-3907

CORNER BASE

SIZE	DWG. NO.	REV
D	FTC0901-1	

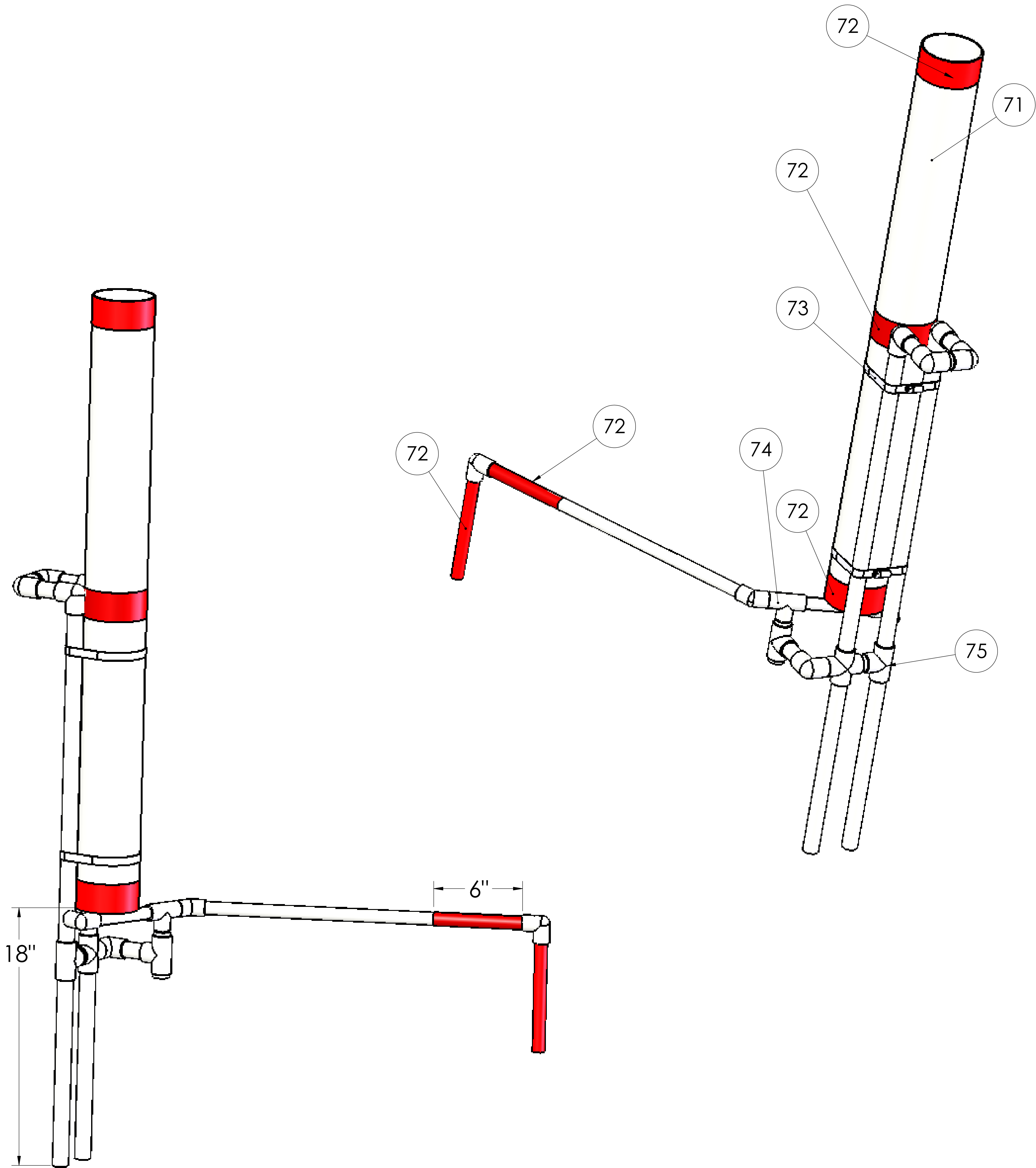
SCALE: 1:4 SHEET 5 OF 19



NOTE: SUGGESTED CUT PATTERN FOR CORNER BASE

UNLESS OTHERWISE SPECIFIED:		NAME	DATE
DIMENSIONS ARE IN INCHES		PMR	7-09
TOLERANCES:			
FRACTIONAL ±		CHECKED	
ANGULAR MATCH ±	BEND ±	ENG APPR:	
TWO PLACE DECIMAL ±		MFG APPR:	
THREE PLACE DECIMAL ±		Q.A.	
INTERPRET GEOMETRIC TOLERANCING PER:		COMMENTS:	
MATERIAL			
FINISH			

FIRST	
200 Bedford Street, Manchester, N. H. 03101 (603) 666-3906 - FAX (603) 666-3907	
TITLE: CORNER BASE CUT PATTERN	
SIZE DWG. NO.	REV
D FTC0901-1	
SCALE: 1:12	SHEET 6 OF 19



ITEM NO.	PART NUMBER	DESCRIPTION	QTY.
71	4" PVC PIPE X 40"		1
72	2" RED GAFFERS TAPE		AR
73	6" HOSE CLAMP	Alternate size may be used if 6" clamp is too large.	2
74	RED TRIGGER	SHEET 8	1
75	BALL CHUTE SUPPORT	SHEET 9	1

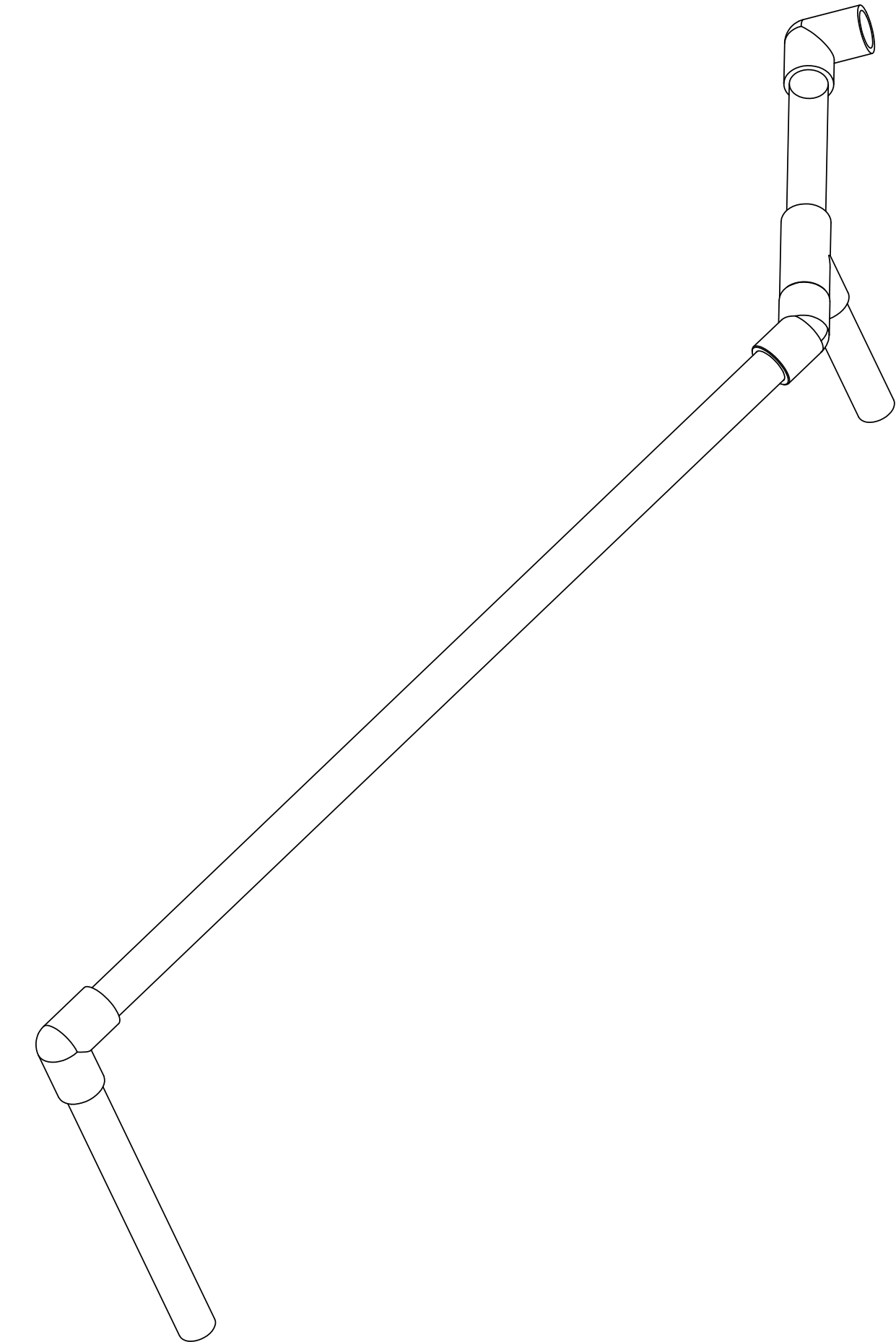
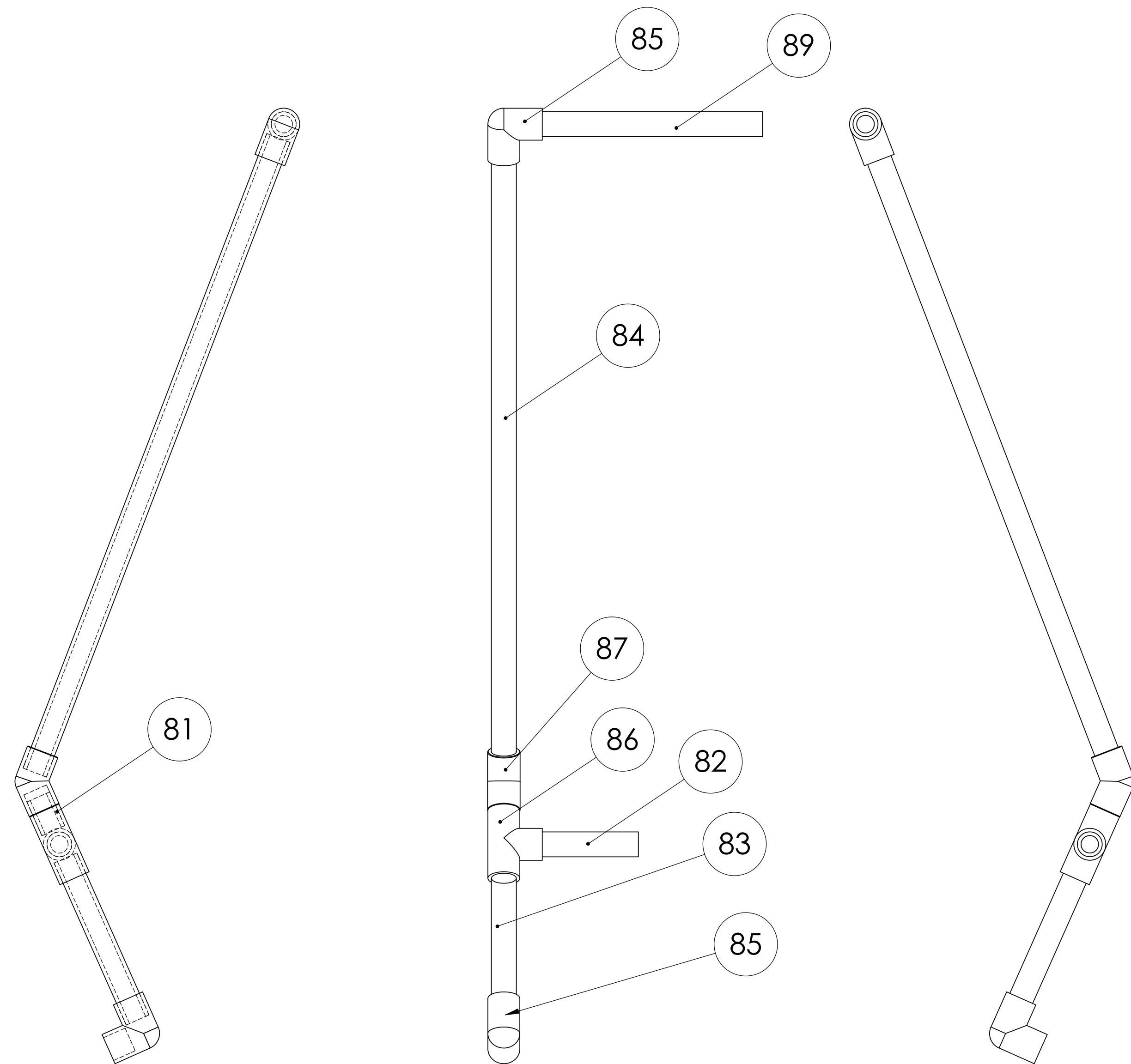
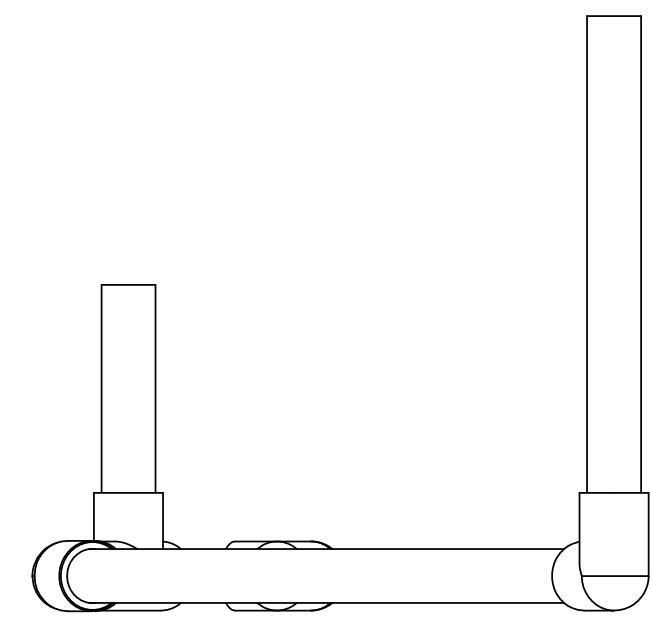
NOTE: GLUE ALL JOINTS WITH PVC CEMENT.

UNLESS OTHERWISE SPECIFIED:		NAME	DATE
DIMENSIONS ARE IN INCHES		PMR	7-09
TOLERANCES:			
FRACTIONAL ±		CHECKED	
ANGULAR MATCH ±	BEND ±	ENG APPR:	
TWO PLACE DECIMAL ±		MFG APPR:	
THREE PLACE DECIMAL ±		Q.A.	
INTERPRET GEOMETRIC TOLERANCING PER:		COMMENTS:	
MATERIAL			
FINISH			

FIRST	
200 Bedford Street, Manchester, N. H. 03101 (603) 666-3906 - FAX (603) 666-3907	
TITLE: RED CHUTE	
SIZE DWG. NO.	REV
D FTC0901-1	
SCALE: 1:12	SHEET 7 OF 19

ITEM NO.	PART NUMBER	DESCRIPTION	QTY.
81	1/2" PVC PIPE X 1.25"		1
82	1/2" PVC PIPE X 4"		1
83	1/2" PVC PIPE X 6"		1
84	1/2" PVC PIPE X 23"		1
85	1/2" PVC 90 DEG ELBOW		2
86	1/2" PVC TEE		1
87	1/2" PVC 45 DEG ELBOW		1
88	PVC GLUE		
89	1/2" PVC PIPE X 8"		1

NOTE: GLUE ALL JOINTS WITH PVC CEMENT



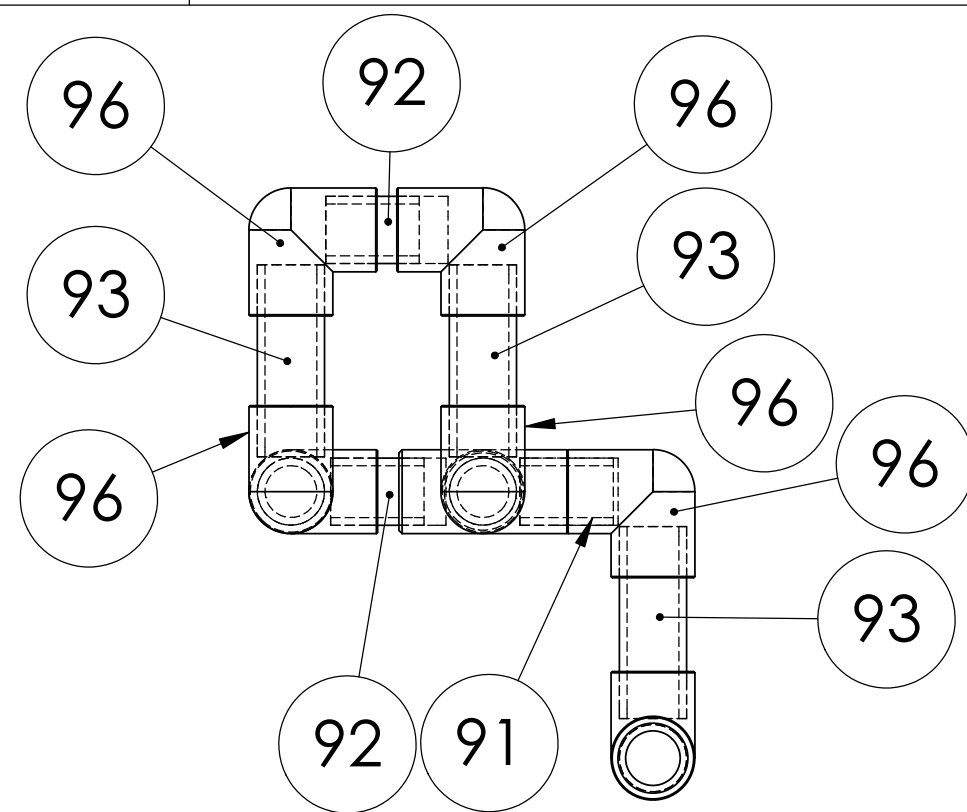
UNLESS OTHERWISE SPECIFIED:		NAME	DATE
DIMENSIONS ARE IN INCHES		PMR	7-09
TOLERANCES:		CHECKED	
FRACTIONAL ±		ENG APPR:	
ANGULAR: MACH ±	BEND ±	MFG APPR:	
TWO PLACE DECIMAL ±			
THREE PLACE DECIMAL ±			
INTERPRET GEOMETRIC TOLERANCING PER:		Q.A.	
MATERIAL		COMMENTS:	
FINISH			

FIRST
200 Bedford Street, Manchester, N. H. 03101
(603) 666-3906 - FAX (603) 666-3907

TITLE:
RED TRIGGER

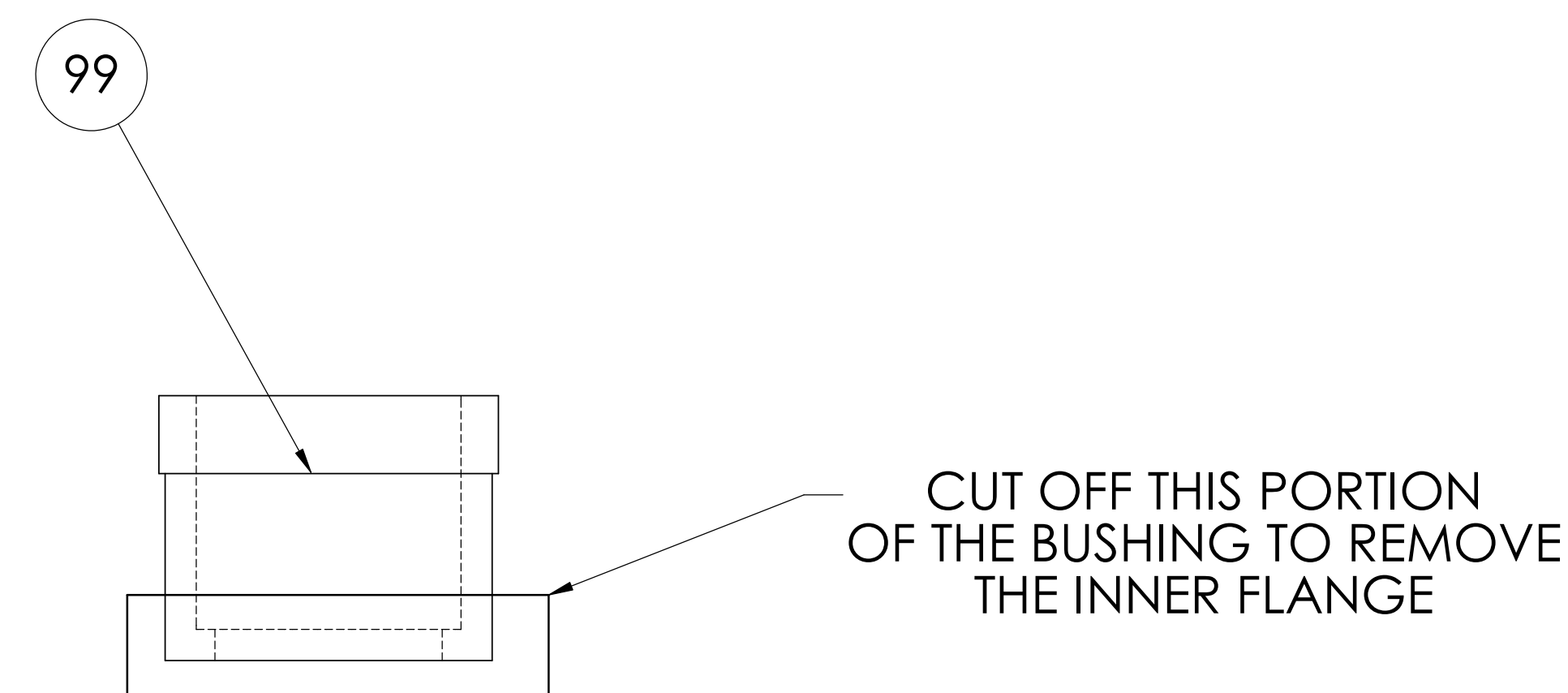
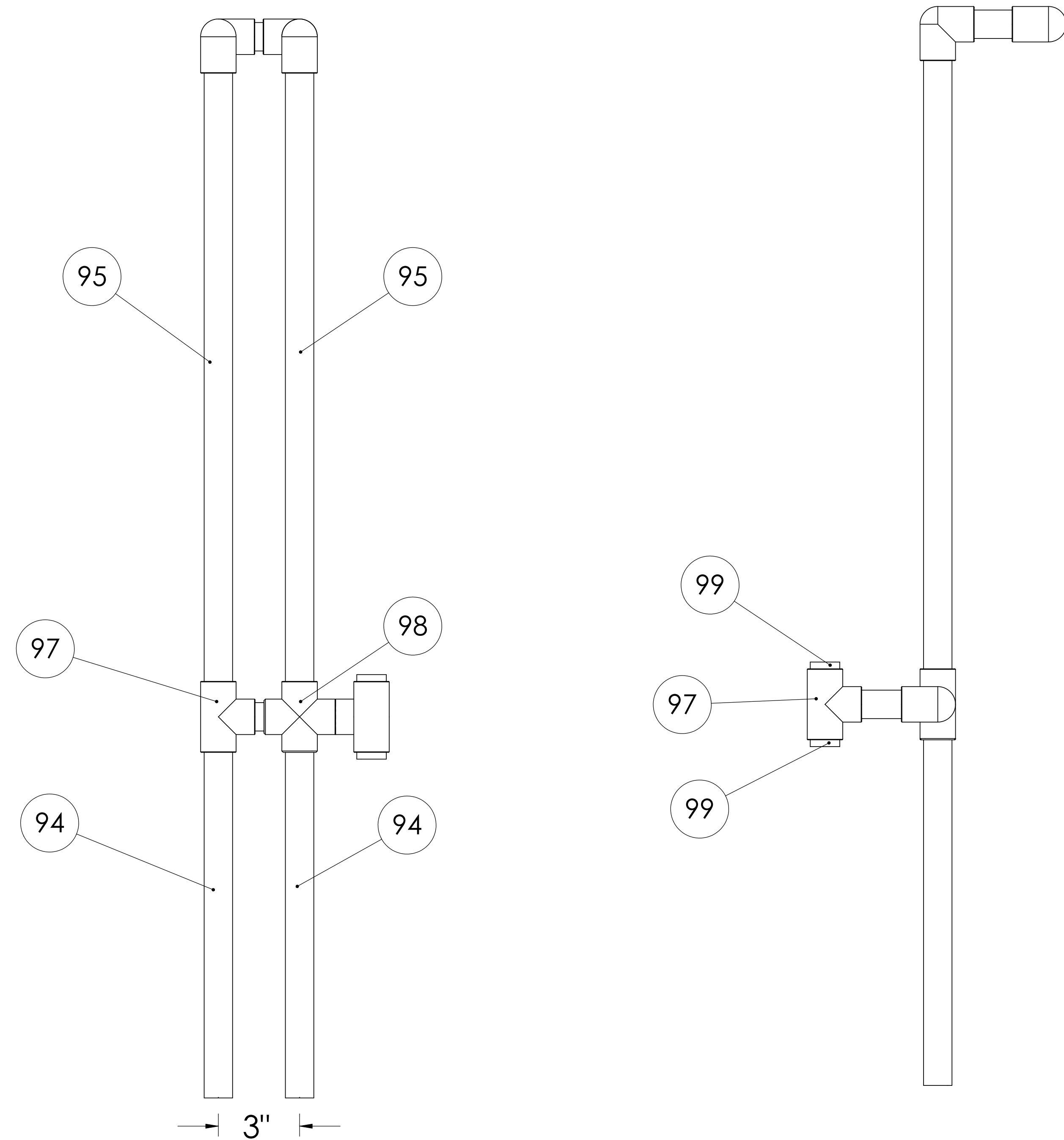
SIZE	DWG. NO.	REV
D	FTC0901-1	

SCALE: 1:8 SHEET 8 OF 19



ITEM NO.	PART NUMBER	DESCRIPTION	QTY.
91	3/4" PVC PIPE X 1.5"		1
92	3/4" PVC PIPE X 2"	ADJUST AS REQUIRED TO MAINTAIN 3" DIMENSION	2
93	3/4" PVC PIPE X 3"		3
94	3/4" PVC PIPE X 13.5"		2
95	3/4" PVC PIPE X 18"		2
96	3/4" PVC 90 DEG ELBOW		5
97	3/4" PVC TEE		2
98	3/4" PVC X CROSS		1
99	BUSHING (REDUCER) 3/4"-1/2"	REMOVE INNER FLANGE PER DETAIL BELOW	2

NOTE: GLUE ALL JOINTS WITH PVC CEMENT



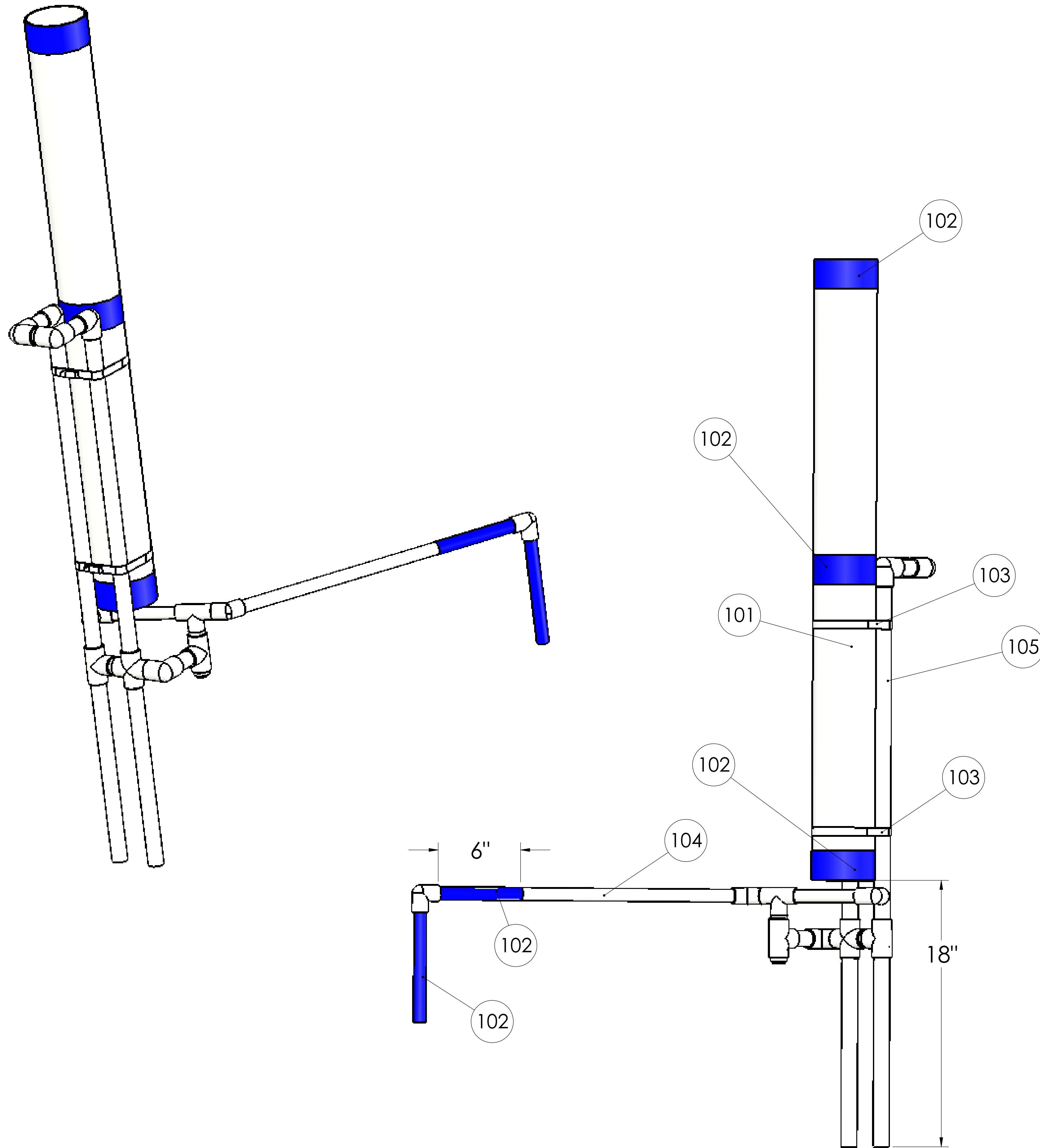
FLANGE REMOVAL
DETAIL

UNLESS OTHERWISE SPECIFIED:		NAME	DATE
DIMENSIONS ARE IN INCHES		DRAWN	7-09
TOLERANCES:		CHECKED	
FRACTIONAL ±		ENG APPR:	
ANGULAR: MATCH ±	BEND ±	MFG APPR:	
TWO PLACE DECIMAL ±			
THREE PLACE DECIMAL ±			
INTERPRET GEOMETRIC TOLERANCING PER:		Q.A.	
MATERIAL:		COMMENTS:	
FINISH:			

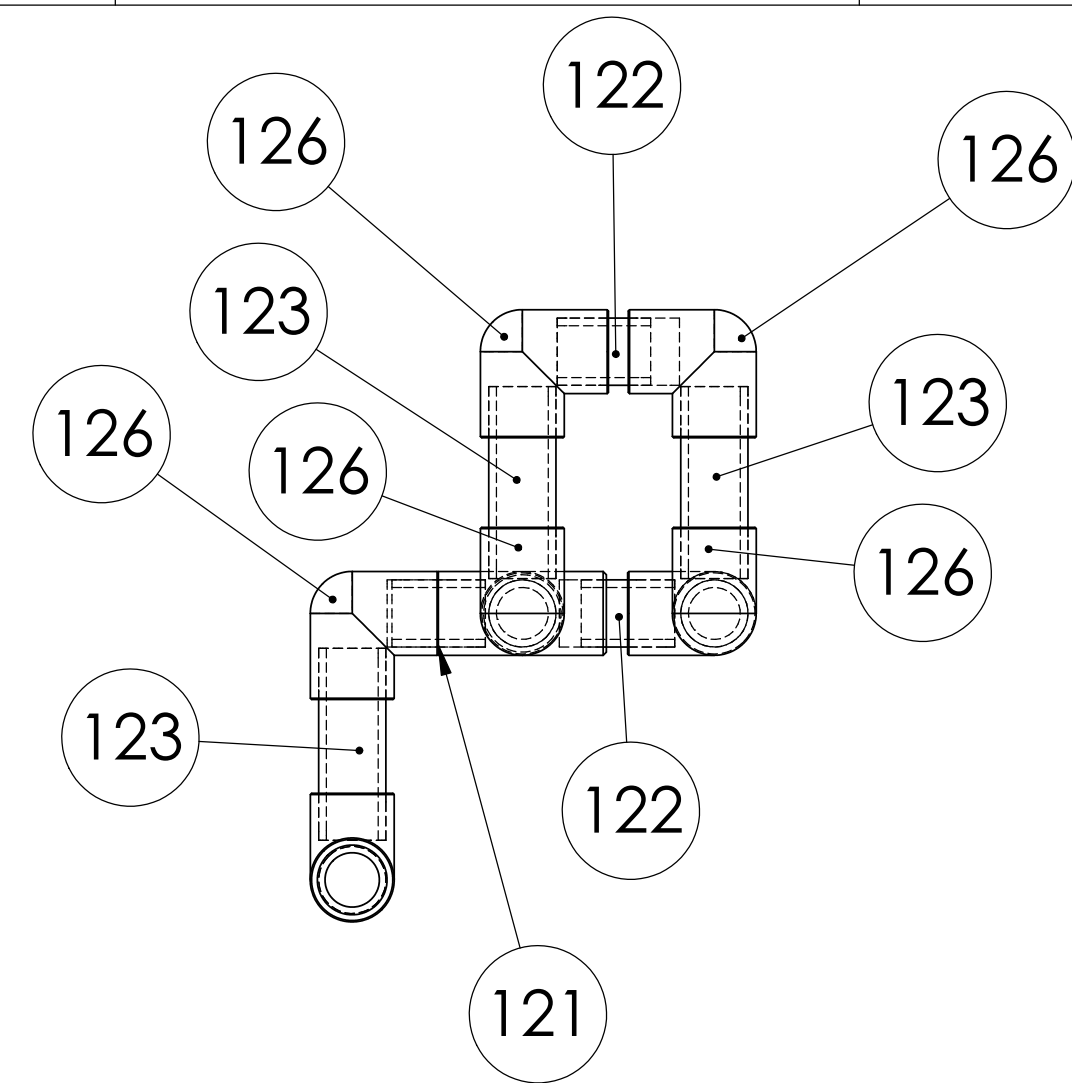
FIRST	
200 Bedford Street, Manchester, N. H. 03101 (603) 666-3906 - FAX (603) 666-3907	
TITLE:	BALL CHUTE SUPPORT - RED
SIZE	DWG. NO. D FTC0901-1
SCALE: 1:2	REV
	SHEET 9 OF 19

ITEM NO.	PART NUMBER	DESCRIPTION	QTY.
101	4" PVC PIPE X 40"		1
102	2" BLUE GAFFERS TAPE		AR
103	6" HOSE CLAMP	Alternate size may be used if 6" clamp is too large.	2
104	BLUE TRIGGER	SHEET 11	1
105	BALL CHUTE SUPPORT	SHEET 12	1

NOTE: GLUE ALL JOINTS WITH PVC CEMENT.

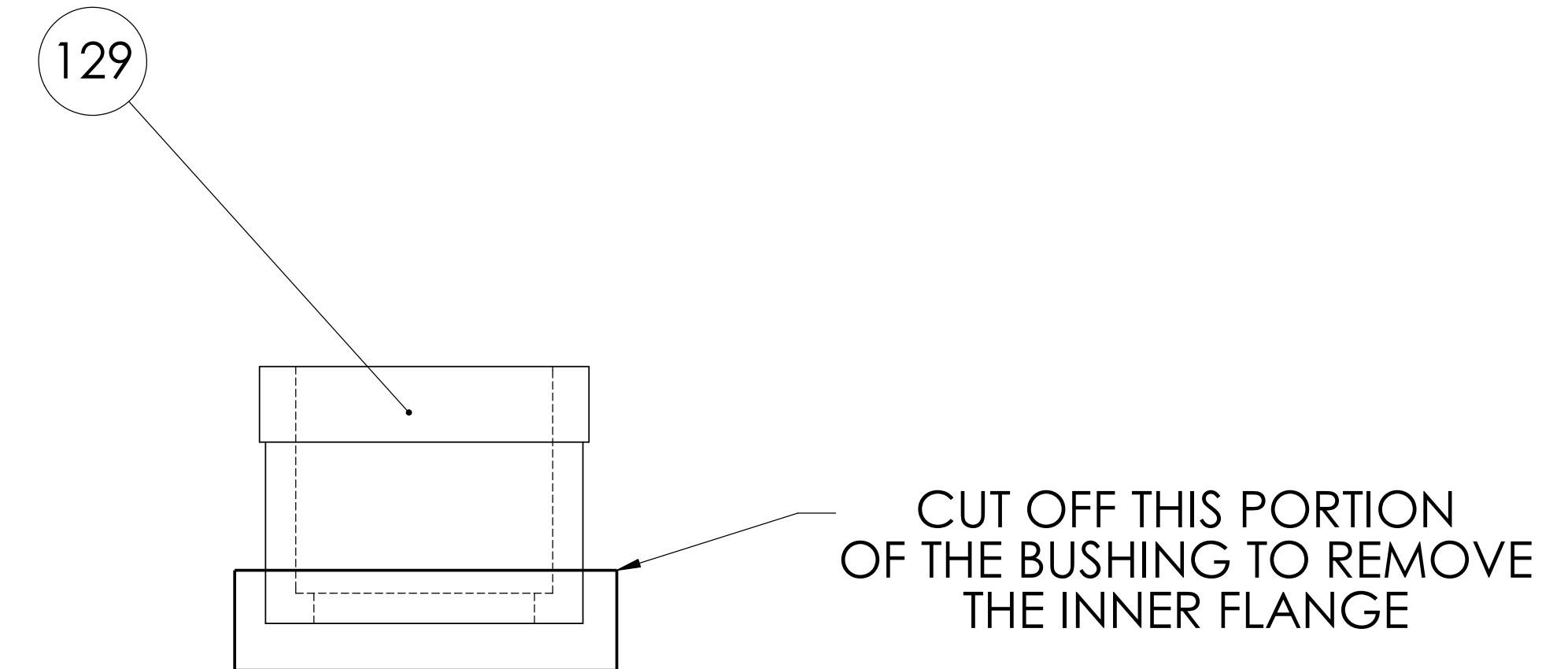
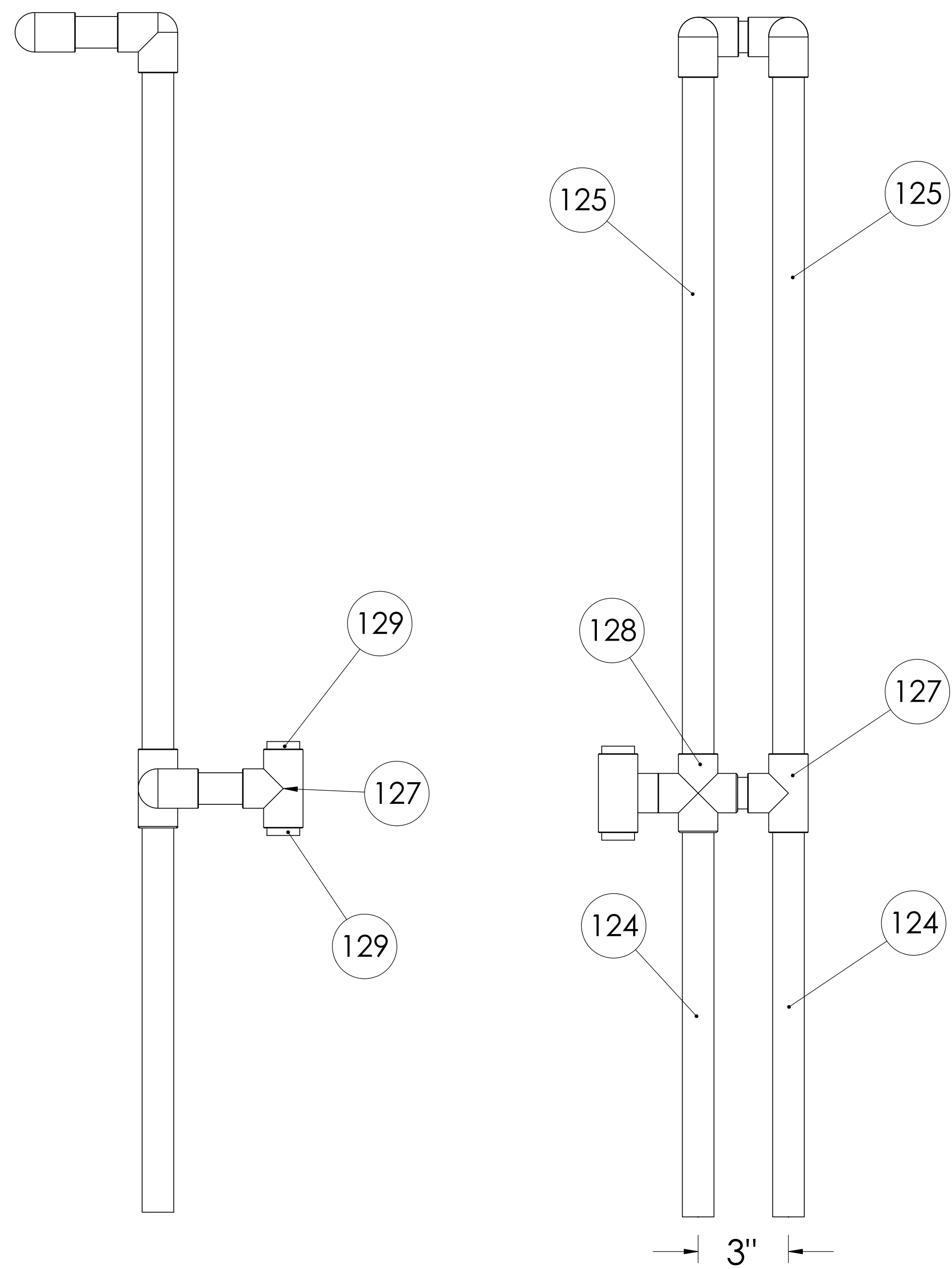


UNLESS OTHERWISE SPECIFIED:		NAME	DATE	FIRST 200 Bedford Street, Manchester, N. H. 03101 (603) 666-3906 - FAX (603) 666-3907 TITLE: BLUE CHUTE
DIMENSIONS ARE IN INCHES	DRAWN	PMR	7-09	
TOLERANCES:	CHECKED			
FRACTIONAL ±	ENG APPR:			
ANGULAR: MACH ±	MFG APPR:			Q.A. COMMENTS:
BEND ±				
TWO PLACE DECIMAL ±				SIZE DWG. NO. D FTC0901-1
THREE PLACE DECIMAL ±				SCALE: 1:12 SHEET 10 OF 19
INTERPRET GEOMETRIC TOLERANCING PER:				REV
MATERIAL				
FINISH				



ITEM NO.	PART NUMBER	DESCRIPTION	QTY.
121	3/4" PVC PIPE X 1.5"		1
122	3/4" PVC PIPE X 2"	ADJUST AS REQUIRED TO MAINTAIN 3" DIMENSION	2
123	3/4" PVC PIPE X 3"		3
124	3/4" PVC PIPE X 13.5"		2
125	3/4" PVC PIPE X 18"		2
126	3/4" PVC 90 DEG ELBOW		5
127	3/4" PVC TEE		2
128	3/4" PVC CROSS		1
129	BUSHING (REDUCER) 3/4" - 1/2"	REMOVE INNER FLANGE PER DETAIL BELOW	2

NOTE: GLUE ALL JOINTS WITH PVC CEMENT

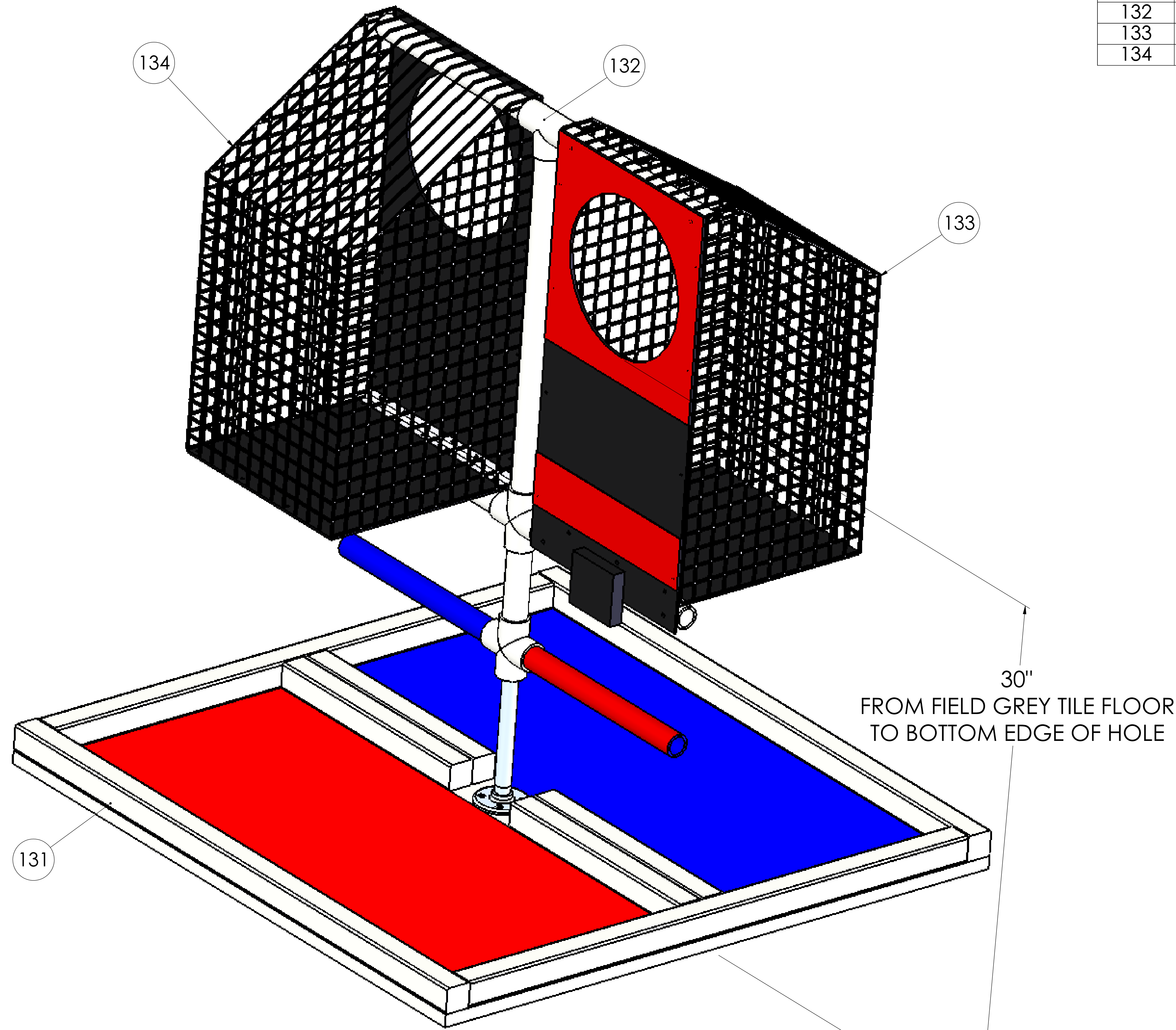


FLANGE REMOVAL
DETAIL

UNLESS OTHERWISE SPECIFIED:		NAME	DATE
DIMENSIONS ARE IN INCHES		PMR	7-09
TOLERANCES:			
FRACTIONAL ±		CHECKED	
ANGULAR MATCH ±	BEND ±	ENG APPR:	
TWO PLACE DECIMAL ±		MFG APPR:	
THREE PLACE DECIMAL ±		Q.A.	
INTERPRET GEOMETRIC TOLERANCING PER:		COMMENTS:	
MATERIAL			
FINISH			

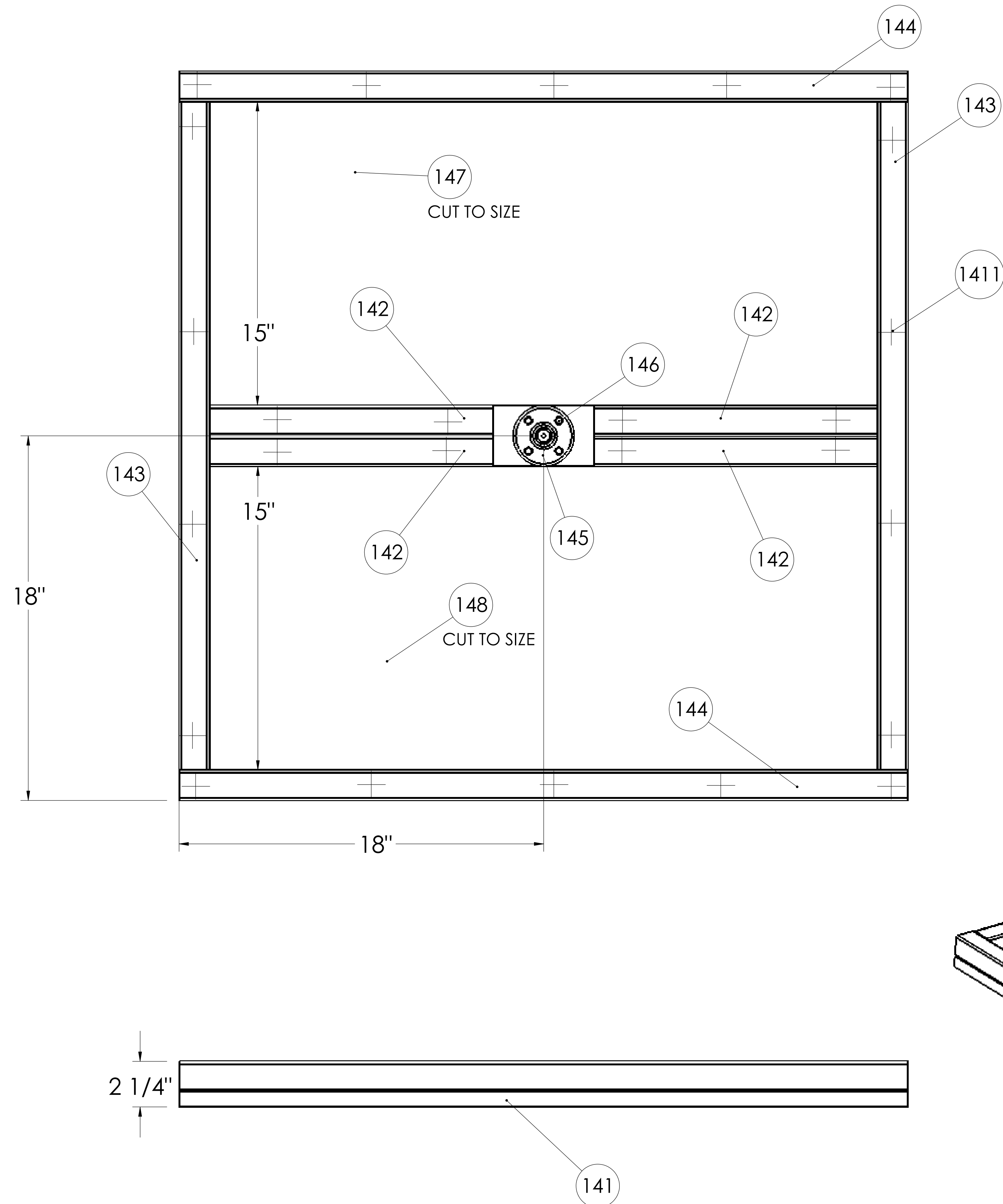
FIRST	
200 Bedford Street, Manchester, N. H. 03101	
(603) 666-3906 - FAX (603) 666-3907	
TITLE: BALL CHUTE SUPPORT BLUE	
SIZE	DWG. NO.
D	FTC0901-1
SCALE: 1:2	SHEET 12 OF 19

ITEM NO.	PART NUMBER	DESCRIPTION	QTY.
131	CENTER GOAL BASE	SHEET 14	1
132	CENTER GOAL PIPE SUPPORT	SHEET 15	1
133	RED GOAL	SHEET 16	1
134	BLUE GOAL	SHEET 16	1



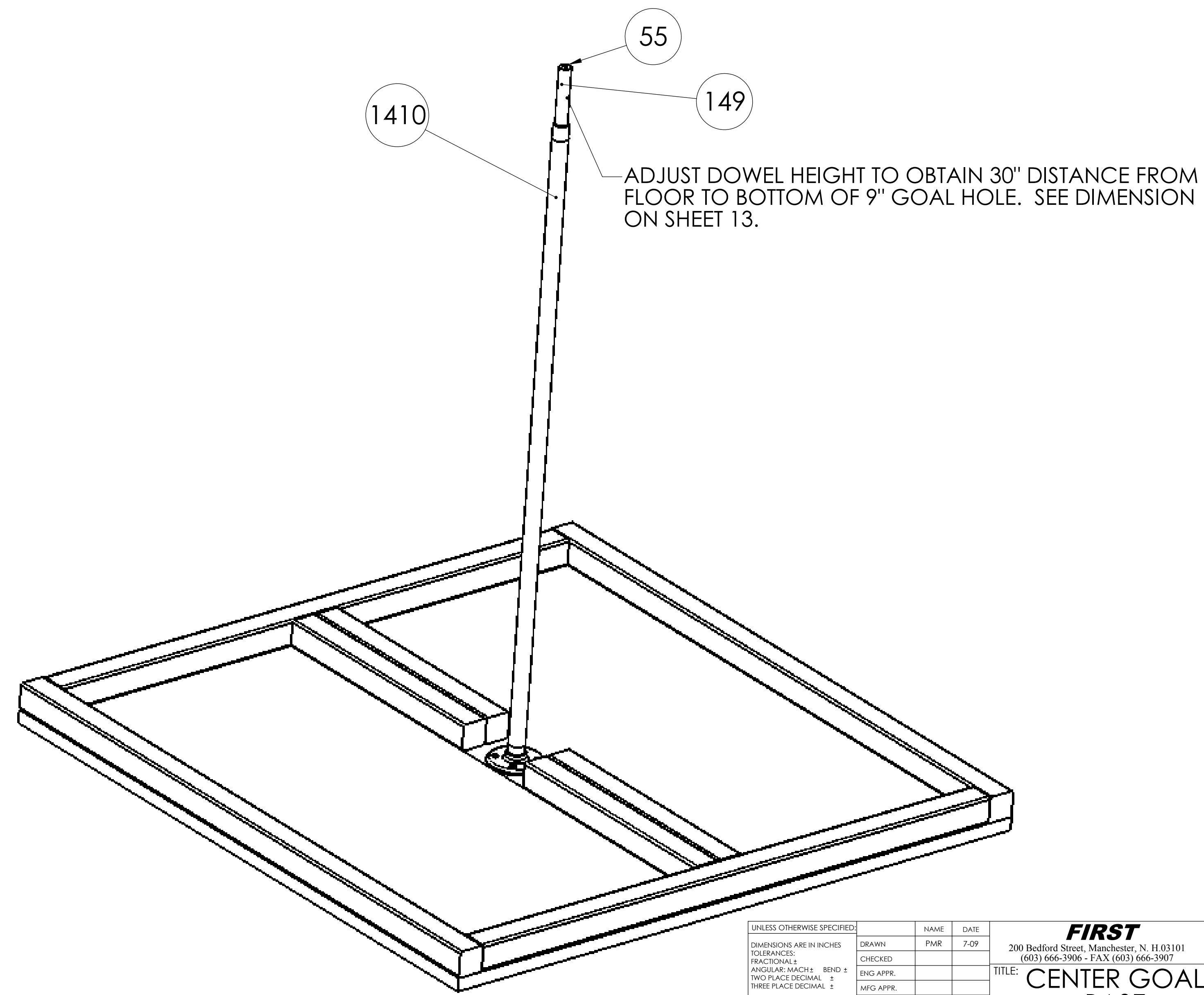
30"
FROM FIELD GREY TILE FLOOR
TO BOTTOM EDGE OF HOLE

UNLESS OTHERWISE SPECIFIED:		NAME	DATE	FIRST 200 Bedford Street, Manchester, N. H. 03101 (603) 666-3906 - FAX (603) 666-3907
DIMENSIONS ARE IN INCHES	FRACTIONAL ±	DRAWN	7-09	
TOLERANCES:	FRACTIONAL ±	CHECKED	PMR	TITLE: CENTER GOAL
ANGULAR MATCH ±	BEND ±	ENG APPR:		
TWO PLACE DECIMAL ±	THREE PLACE DECIMAL ±	MFG APPR:		
INTERPRET GEOMETRIC TOLERANCING PER:		Q.A.		
MATERIAL		COMMENTS:		SIZE DWG. NO. D FTC0901-1
FINISH				REV SHEET 13 OF 19



ITEM NO.	PART NUMBER	DESCRIPTION	QTY.
141	3/4" PLYWOOD	3' X 3'	1
142	FURRING STRIP, NOMINAL 2"X2" (ACTUAL SIZE 1.5"X1.5")	14" LONG	4
143	FURRING STRIP, NOMINAL 2"X2" (ACTUAL SIZE 1.5"X1.5")	33-1/8" LONG	2
144	FURRING STRIP, NOMINAL 2"X2" (ACTUAL SIZE 1.5"X1.5")	36" LONG	2
145	1/2" PIPE FLANGE		1
146	#10 X 3/4" LONG WOOD SCREW		4
147	RED FOAM CREATOLOGY 12" X 18"	GLUE TO 141	3
148	BLUE FOAM CREATOLOGY 12" X 18"	GLUE TO 141	3
149	1/2" WOOD DOWEL 48" LONG		1
1410	1/2" BLACK IRON PIPE X 36" LONG		1
1411	#10 X 1-1/2" LONG WOOD SCREW		26
1412	WHITE PAINT		
1413	SPRAY ADHESIVE	FOR FOAM	AR
55	8-32 X 1/2" BUTTON HEAD SCREW		1

NOTE: PAINT PARTS 141 THRU 144 ON ALL SIDES WITH WHITE PAINT.




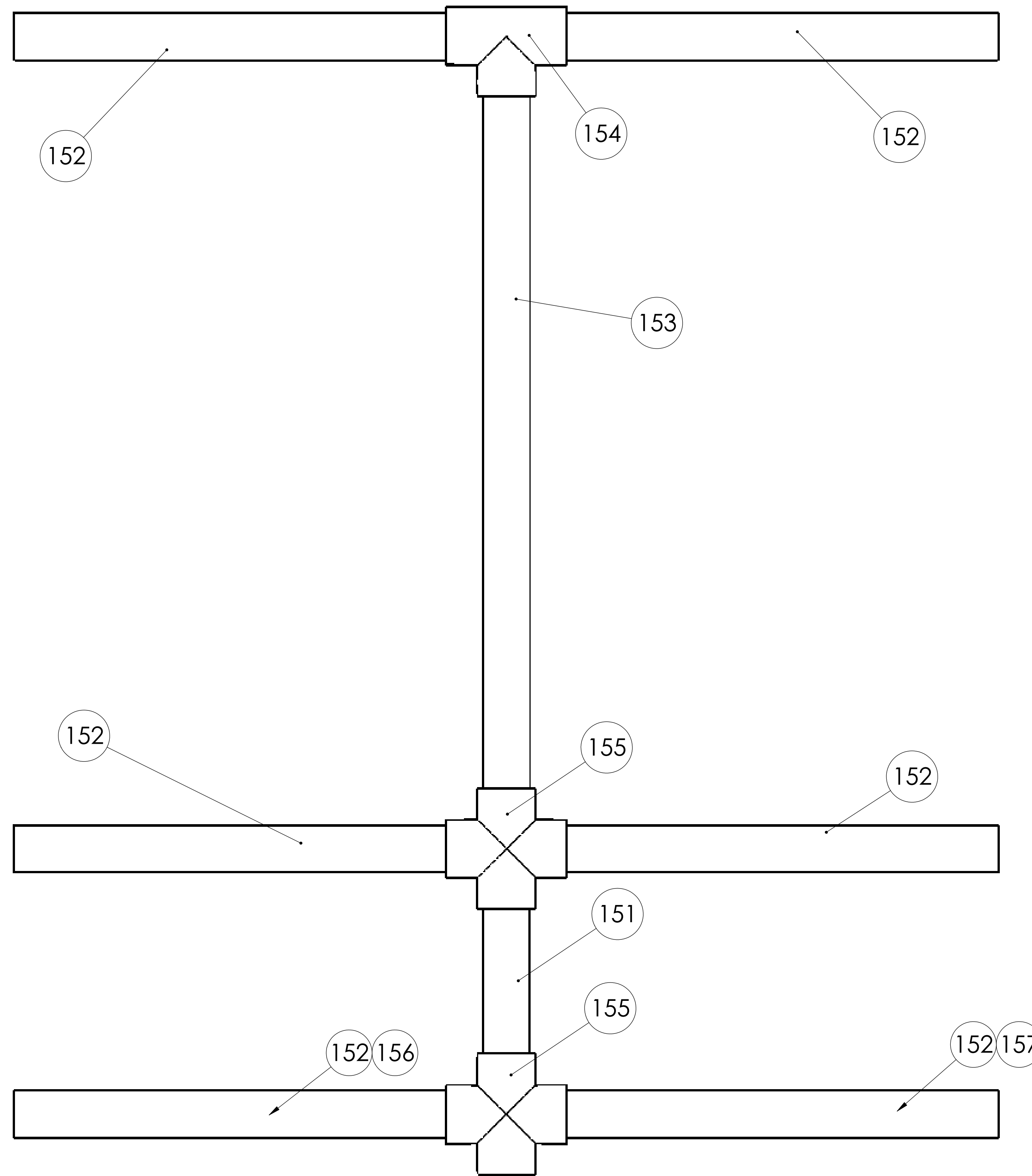
UNLESS OTHERWISE SPECIFIED:		NAME	DATE
DIMENSIONS ARE IN INCHES	FRACTIONAL ±	DRAWN	PMR
TOLERANCES:	ANGULAR: MINOR ±	CHECKED	7-09
	BEND ±	ENG APPR:	
	TWO PLACE DECIMAL ±	MFG APPR:	
	THREE PLACE DECIMAL ±	Q.A.	
INTERPRET GEOMETRIC TOLERANCING PER:	COMMENTS:		
MATERIAL:			
FINISH:			

FIRST
200 Bedford Street, Manchester, N. H. 03101
(603) 666-3906 - FAX (603) 666-3907

TITLE: **CENTER GOAL BASE**

SIZE DWG. NO. **D FTC0901-1** REV

SCALE: 1:8 SHEET 14 OF 19



ITEM NO.	PART NUMBER	DESCRIPTION	QTY.
151	1" PVC PIPE X 5.75"		1
152	1" PVC PIPE X 13"		6
153	1" PVC PIPE X 21.25"		1
154	1" PVC TEE		1
155	1" PVC CROSS		2
156	BLUE GAFFERS TAPE	COVER PIPE	AR
157	RED GAFFERS TAPE	COVER PIPE	AR

NOTE: GLUE ALL JOINTS WITH PVC CEMENT

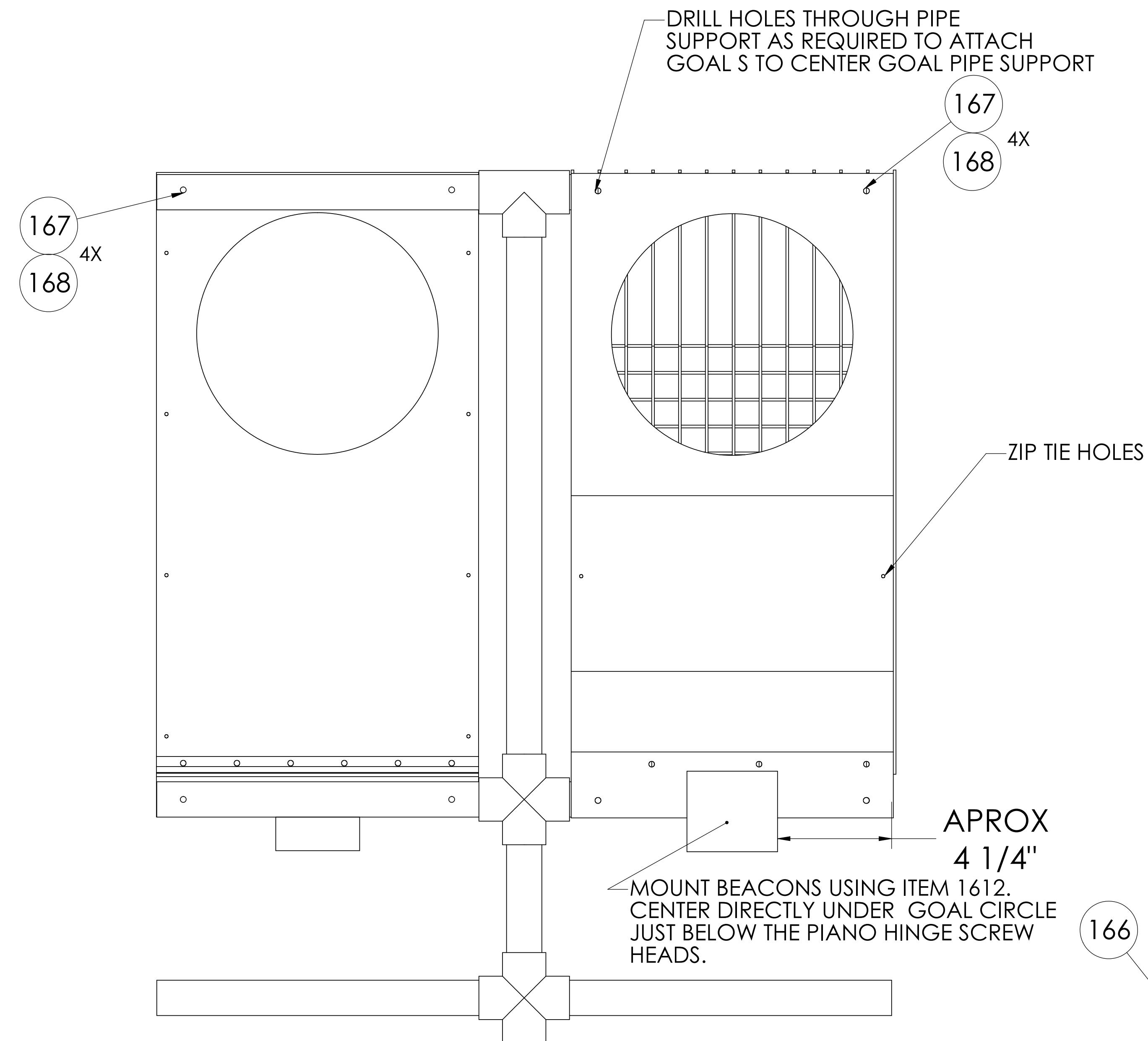
UNLESS OTHERWISE SPECIFIED:		NAME	DATE
DIMENSIONS ARE IN INCHES		PMR	7-09
TOLERANCES:		CHECKED	
FRACTIONAL ±		ENG APPR:	
ANGULAR: MATCH ±	BEND ±	MFG APPR:	
TWO PLACE DECIMAL ±		Q.A.	
THREE PLACE DECIMAL ±		COMMENTS:	
INTERPRET GEOMETRIC TOLERANCING PER:			
MATERIAL:			
FINISH:			

FIRST
200 Bedford Street, Manchester, N. H. 03101
(603) 666-3906 - FAX (603) 666-3907

TITLE: CENTER GOAL PIPE SUPPORT

SIZE	DWG. NO.	REV
D	FTC0901-1	

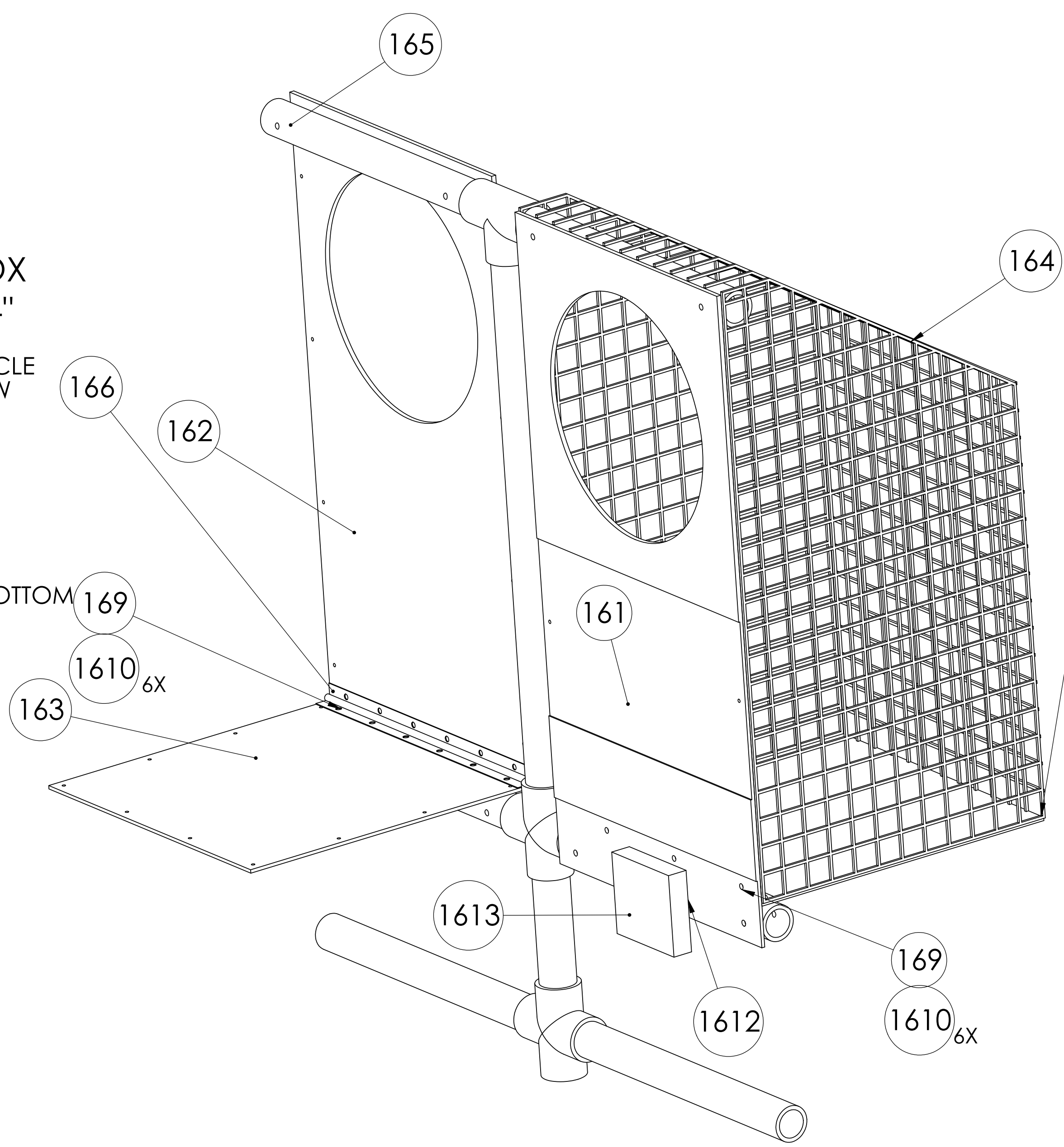
SCALE: 1:8 SHEET 15 OF 19



APROX 4 1/4"

MOUNT BEACONS USING ITEM 1612. CENTER DIRECTLY UNDER GOAL CIRCLE JUST BELOW THE PIANO HINGE SCREW HEADS.

ALTERNATE SCREWS FROM TOP TO BOTTOM



ATTACH NET TO BOTTOM AND FACE PLATE. NET SHOULD FORM A BOX. FOLD THE TOP HALF TO THE FACE PLATE USE ZIP TIES AND/OR TAPE TO ATTACH NET TO BASE AND FACE PLATE.

ITEM NO.	PART NUMBER	DESCRIPTION	QTY.
161	RED GOAL FACE	SHEET 17	1
162	BLUE GOAL FACE	SHEET 17	1
163	GOAL BOTTOM PLATE	SHEET 17	2
164	NET - FIBERGLASS WINDOW SCREEN	SHEET 18	AR
165	CENTER GOAL PIPE SUPPORT	SHEET 15	1
166	HINGE	12" PIANO	2
167	1/4 - 20 BUTTON HEAD BOLT X 2"		8
168	1/4 - 20 LOCK NUT		8
169	10-32 BUTTON HEAD BOLT X .5"		12
1610	10-32 LOCK NUT		12
1611	4" CABLE TIE	TO ATTACH NET	AR
1612	ADHESIVE BACK HOOK AND LOOP TAPE 1/2" - 3/4" WIDE	VELCRO	
1613	BEACON LIGHT		2

UNLESS OTHERWISE SPECIFIED:		NAME	DATE
DIMENSIONS ARE IN INCHES	DRAWN	PMR	7-09
TOLERANCES:	CHECKED		
FRACTIONAL ±	ENG APPR:		
ANGULAR: MINUS ±	MFG APPR:		
TWO PLACE DECIMAL ±	Q.A.		
THREE PLACE DECIMAL ±	COMMENTS:		
INTERPRET GEOMETRIC TOLERANCING PER:			
MATERIAL:			
FINISH:			

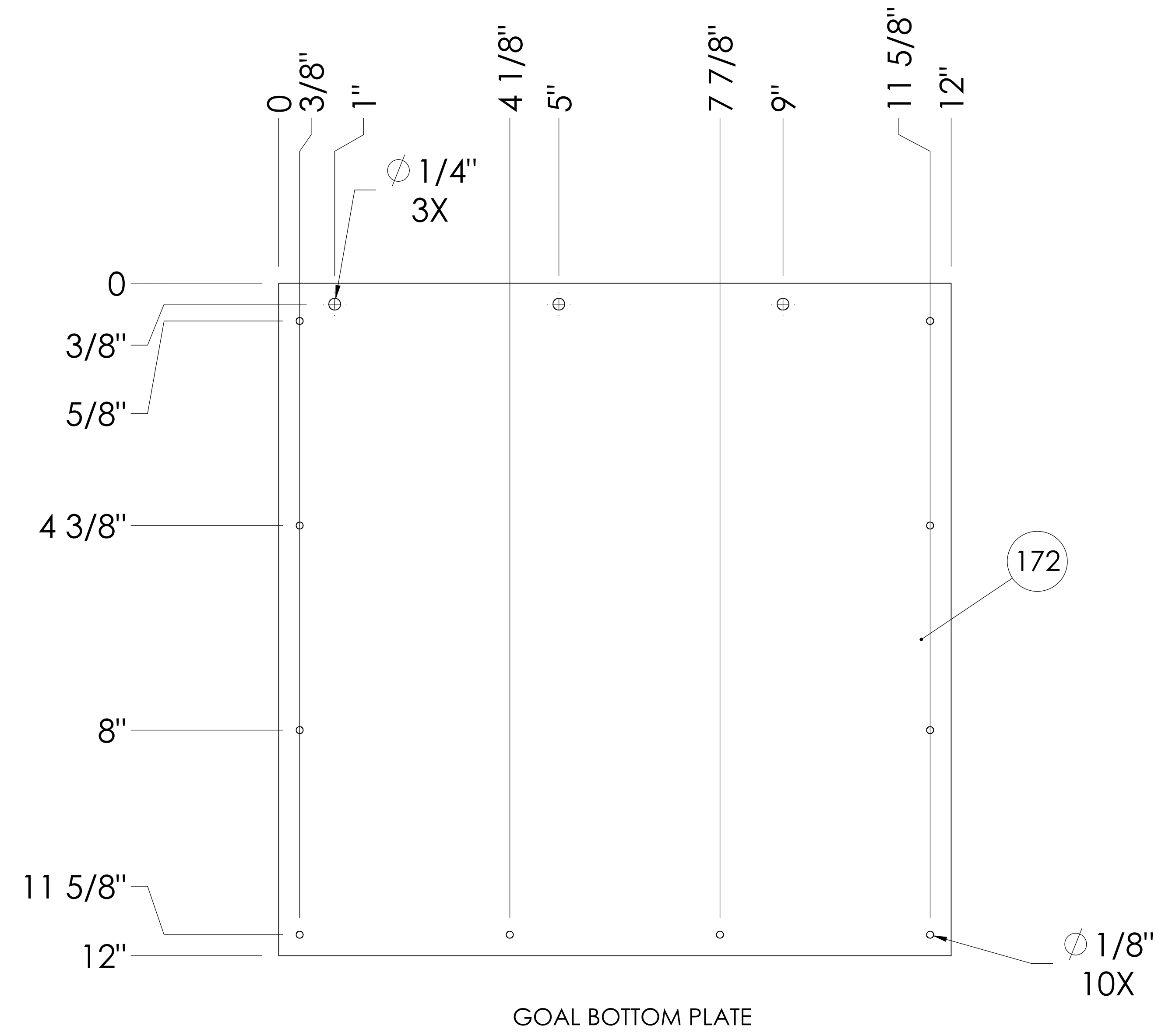
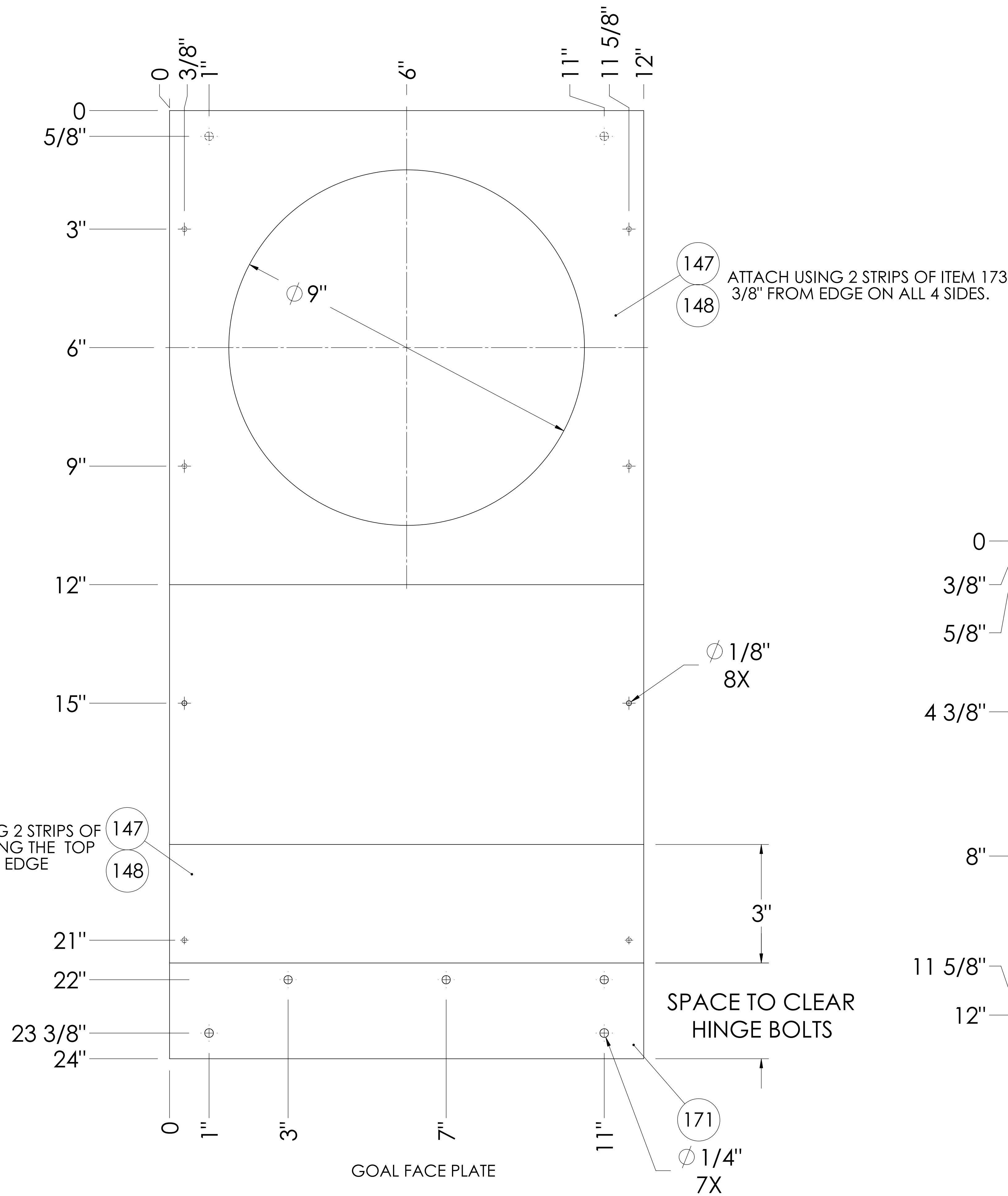
FIRST
200 Bedford Street, Manchester, N.H. 03101
(603) 666-3906 - FAX (603) 666-3907

TITLE: **GOAL**

SIZE DWG. NO. **D FTC0901-1** REV

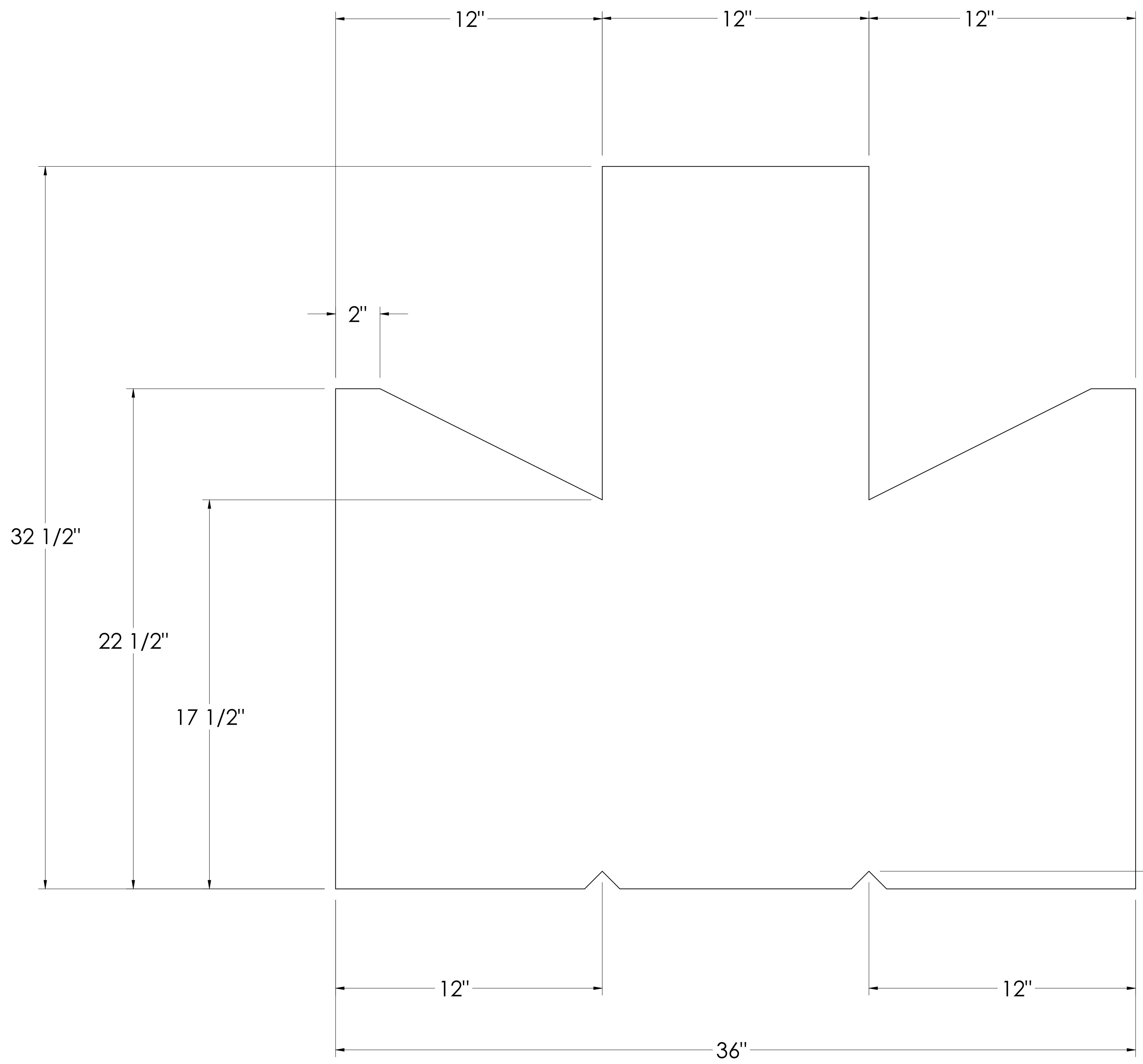
SCALE: 1:8 SHEET 16 OF 19

ITEM NO.	PART NUMBER	DESCRIPTION	QTY.
171	GOAL FACE PLATE 12" X 24"	1/8" POLYCARBONATE	2
172	GOAL BOTTOM PLATE 12" X 12"	1/8" POLYCARBONATE	2
147	BLUE FOAM CREATOLOGY	FOR ITEM 162	AR
148	RED FOAM CREATOLOGY	FOR ITEM 161	AR
173	1/2" WIDE DOUBLE SIDED TAPE	CLEAR	AR



UNLESS OTHERWISE SPECIFIED:		NAME	DATE
DIMENSIONS ARE IN INCHES	DRAWN	PMR	7-09
TOLERANCES:	CHECKED		
FRACTIONAL ±	ENG APPR:		
ANGULAR MATCH ±	MFG APPR:		
BEND ±	Q.A.		
TWO PLACE DECIMAL ±	COMMENTS:		
THREE PLACE DECIMAL ±			
INTERPRET GEOMETRIC TOLERANCING PER:			
MATERIAL:			
FINISH:			

200 Bedford Street, Manchester, N. H. 03101 (603) 666-3906 - FAX (603) 666-3907	
TITLE: GOAL DETAILS	
SIZE DWG. NO.	REV
D FTC0901-1	
SCALE:	SHEET 17 OF 19



UNLESS OTHERWISE SPECIFIED:		NAME	DATE
DIMENSIONS ARE IN INCHES		PMR	8-09
TOLERANCES:			
FRACTIONAL ±			
ANGULAR MATCH ±	BEND ±		
TWO PLACE DECIMAL ±	ENG APPR:		
THREE PLACE DECIMAL ±	MFG APPR:		
INTERPRET GEOMETRIC TOLERANCING PER:	Q.A.		
MATERIAL	COMMENTS:		
FINISH			

FIRST
 200 Bedford Street, Manchester, N. H. 03101
 (603) 666-3906 - FAX (603) 666-3907

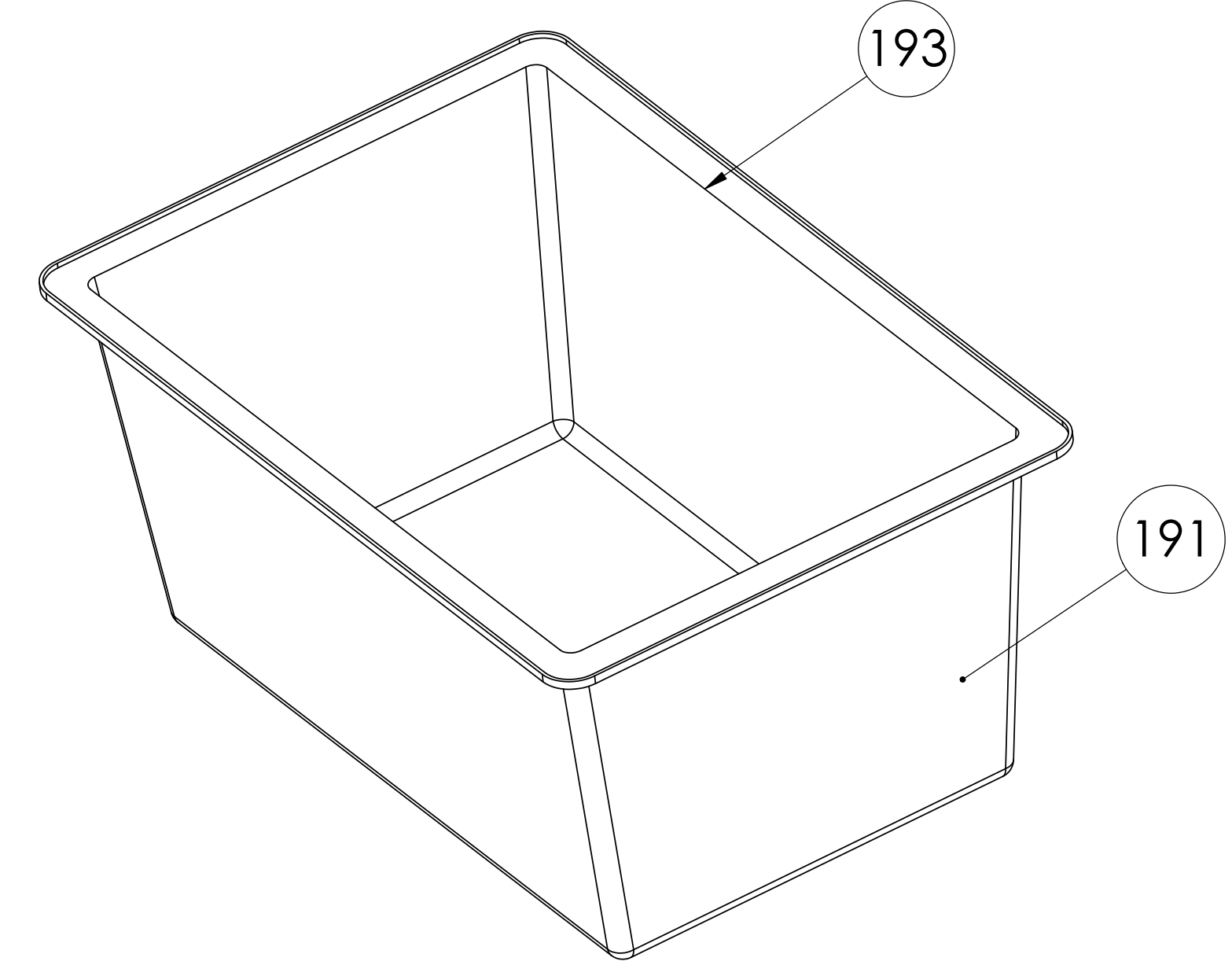
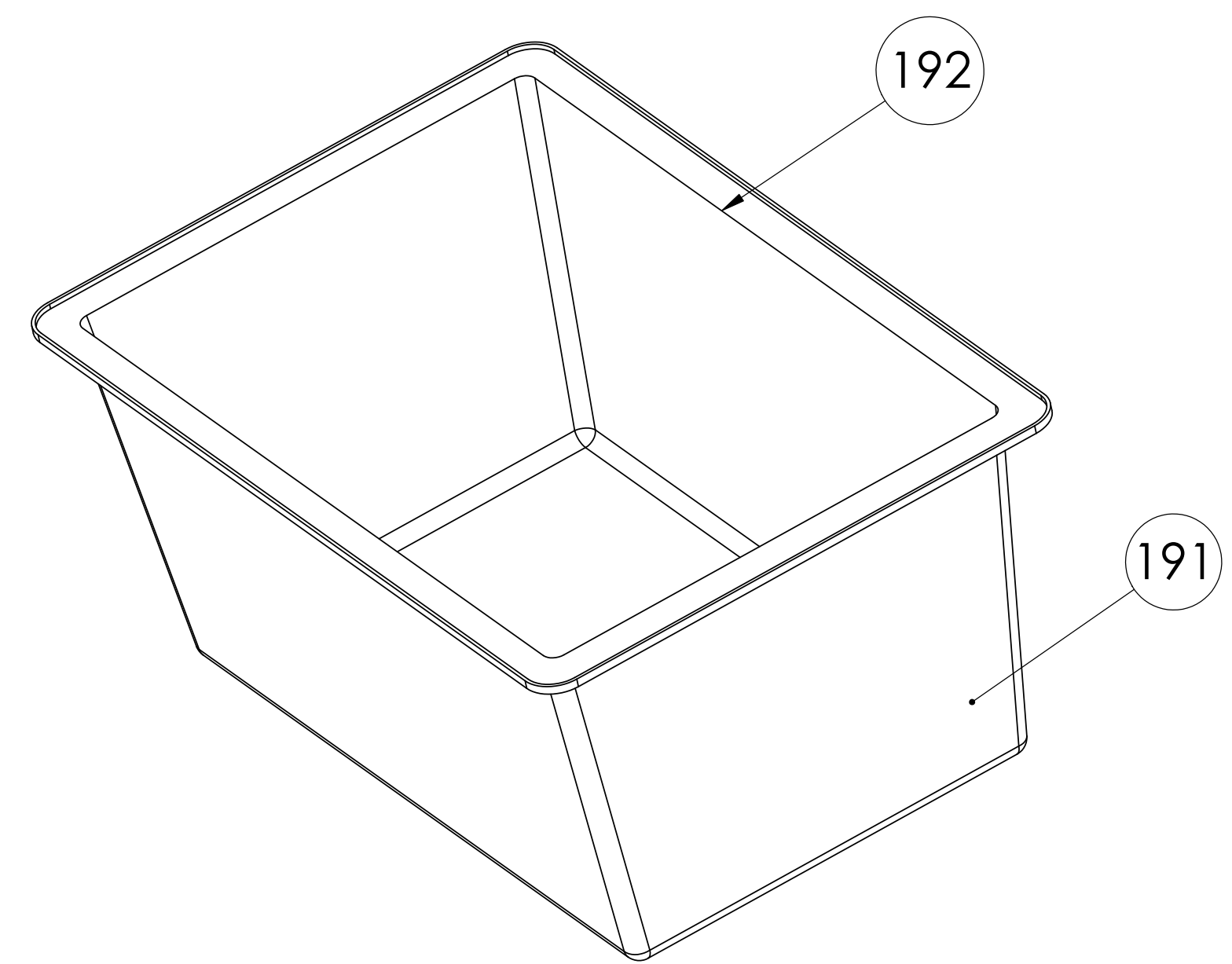
TITLE: **GOAL NET CUT PATTERN**

SIZE DWG. NO. **D FTC0901-1** REV

SCALE: 1:8 SHEET 18 OF 19

ITEM NO.	PART NUMBER	DESCRIPTION	QTY.
191	BIN		2
192	RED GAFFERS TAPE		AR
193	BLUE GAFFERS TAPE		AR

NOTE: ATTACH GAFFERS TAPE, 192 AND 193, TO TOP EDGE OF BIN.



UNLESS OTHERWISE SPECIFIED:		NAME	DATE
DIMENSIONS ARE IN INCHES		PMR	7-09
TOLERANCES:			
FRACTIONAL ±			
ANGULAR MATCH ±	BEND ±		
TWO PLACE DECIMAL ±			
THREE PLACE DECIMAL ±			
INTERPRET GEOMETRIC TOLERANCING PER:	Q.A.		
MATERIAL	COMMENTS:		
FINISH			

FIRST
200 Bedford Street, Manchester, N. H. 03101
(603) 666-3906 - FAX (603) 666-3907

TITLE: **BIN TAPE DETAIL**

SIZE DWG. NO. REV
D FTC0901-1

SCALE: 1:4 SHEET 19 OF 19